

MON 14 NOV 2022

Start Time: 18:00

## Start List

Match No: 31

### NOR - SLO

**Referees:** PRASTALO Tatjana (BIH) / BALVAN Vesna (BIH)  
**Reserve Referees:** MERZ Maike (GER) / KUTTLER Tanja (GER)

**EHF Supervisor:** MITRUNEN Päivi (FIN)  
**EHF Observer:** DIMKOVA Rositza (BUL)  
**Timekeeper:** FILIPIC Matis (SLO)  
**Scorekeeper:** SEDOVSEK Sasa (SLO)

### NOR - Norway

No.	Name	Pos.	Height m	Int. Matches		Competition Statistics									
				MP	G	MP	G	7mG	YC	2Min	RC	S	7mS		
12	SOLBERG Silje Margaretha	GK	1.78	187	7	4	1						34	2	
16	LUNDE Katrine	GK	1.81	335	3	4							23	1	
3	ARNTZEN Emilie Hegh	LB	1.84	144	228	4					1				
5	VALLE DAHL Ragnhild	LB	1.83	2	0										
6	AARDAHL Maren Nyland	P	1.83	24	35	4	7				1				
7	SKOGRAND Stine Ruscetta	RB	1.73	116	200	3	3				1				
9	MØRK Nora	RB	1.67	162	789	4	20	13			1				
10	OFTEDAL Stine Bredal	CB	1.68	233	643	4	18								
11	LARSEN AUNE Malin	RW	1.65	91	171	3	7								
14	BREISTØL Kristine	LB	1.93	51	62	4	10				4				
15	INGSTAD Vilde Mortensen	P	1.78	102	126	4	23				4				
22	NOVAK Kristina	RB	1.76	12	28	4	3								
25	REISTAD Henny Ella	CB	1.81	60	225	4	23	2			1				
27	NÆS ANDERSEN Sunniva Amalie	LW	1.73	13	27	4	6								
30	WOLLIK Anniken	LW	1.66	7	6	4	4								
33	RUSHFELDT DEILA Thale	LB	1.78	12	14	4	1				1				
(I)	DAVIDSEN Marie Skurtveit	GK	1.78	5	0										
(I)	HOVDEN Emilie Margrethe	RW	1.63	14	37	4	2	2							
(I)	HØGSETH Ane Cecilie	P	1.78	10	7	2	1								
<b>Headcoach</b> HERGEIRSSON Thorir (ISL)				<b>Bench/Team</b>											

NOR Played		
PR	CRO	32-23
PR	SUI	38-21
PR	HUN	32-22
MR	SWE	27-25
MR	SLO	14 NOV
MR	DEN	16 NOV

### SLO - Slovenia

No.	Name	Pos.	Height m	Int. Matches		Competition Statistics									
				MP	G	MP	G	7mG	YC	2Min	RC	S	7mS		
1	ZEC Branka	GK	1.79	85	1	4							9	1	
16	VOJNOVIC Maja	GK	1.80	53	0	4							6	2	
21	PANDZIC Amra	GK	1.78	81	2	4							27		
2	KLEMENCIC Valentina	P	1.85	22	25	4	8				4				
4	NOVAK Erin	LB	1.77	8	1	1	1	1							
6	GROS Ana	RB	1.86	117	685	4	25	6			1				
7	OMOREGIE Elizabeth	CB	1.78	23	51	4	12				1				
9	ZABJEK Nina	CB	1.78	48	25	4					1				
10	STANKO Tjaša	LB	1.73	83	363	4	7	1			1				
14	MAVSAR Tamara	LW	1.72	86	314	4	15	5			1				
17	LJEPOJA Nataša	P	1.78	51	73	4	13								
18	ZULIC Nina	CB	7.0	69	171	4	6			1	2				
20	VARAGIC Alja	RW	1.85	81	170	4	6								
25	LAZOVIC Barbara	RB	1.83	88	294	4	2				3				
66	GOMILAR ZICKERO Tija	RW	1.68	24	37	4	5								
88	ABINA Ema	LW	1.70	11	10	3	2								
(I)	MARKOVIC Ema	RW	1.70	0	0										
(I)	ABINA Ana	LB	1.75	53	44										
(I)	ZELNIK Ursa	P	1.70	3	1										
(I)	SVETIK Maja	LW	1.68	39	52	4	1								
<b>Headcoach</b> ADZIC Dragan (MNE)				<b>Bench/Team</b>											

SLO Played		
PR	DEN	28-26
PR	SWE	22-33
PR	SRB	27-24
MR	CRO	26-18
MR	NOR	14 NOV
MR	HUN	16 NOV



WOMEN'S EUROPEAN HANDBALL CHAMPIONSHIP  
EHF EURO 2022



WOMEN'S EHF EURO 2022

SLOVENIA · NORTH MACEDONIA · MONTENEGRO  
4-20 NOVEMBER

MON 14 NOV 2022  
Start Time: 18:00

**Start List**  
Match No: 31

**Notes:**  
Players below the bold line are not playing in this match.

<b>Legend:</b>							
<b>2Min</b>	2-Minute Suspensions	<b>7mG</b>	7-metre Goals	<b>7mS</b>	7-metre Saves	<b>CB</b>	Centre Back
<b>G</b>	Goals	<b>GK</b>	Goalkeeper	<b>LB</b>	Left Back	<b>LW</b>	Left Wing
<b>MP</b>	Matches Played	<b>MR</b>	Main Round	<b>P</b>	Pivot	<b>Pos</b>	Position
<b>PR</b>	Preliminary Round	<b>RB</b>	Right Back	<b>RC</b>	Red Cards	<b>RW</b>	Right Wing
<b>S</b>	Saves	<b>YC</b>	Yellow Cards				

MON 14 NOV 2022  
Start Time: 18:00

## Results

Match No: 31

### NOR 26 - 23 SLO

(16 - 15) (10 - 8)

Attendance: 5.648

Referees: PRASTALO Tatjana (BIH) / BALVAN Vesna (BIH)

### Norway

Coach: HERGERSSON Thorir

Time outs: 2

No	Name	Total			Goals / Shots							Punishments			TP		
		Goals	Shots	%	7mP	6mC	Wing	BT	FB	FTO	9m	EG	YC	RC		2M	
3	ARNTZEN Emilie Hegh															0:00	
5	VALLE DAHL Ragnhild															0:00	
6	AARDAHL Maren Nyland	1	1	100					1/1							42:16	
7	SKOGRAND Stine Ruscetta	0	2	0				0/1	0/1							49:39	
9	MORK Nora	6	8	75	4/4			0/1	2/2						0/1	33:21	
10	OFTEDAL Stine Bredal	4	7	57		1/3		0/1	2/2						1/1	37:30	
11	LARSEN AUNE Malin	1	2	50				1/2								20:21	
12	SOLBERG Sijje Margaretha															28:59	
14	BREISTOL Kristine	1	4	25					0/1						1/3	12:29	
15	INGSTAD Vilde Mortensen	1	2	50		0/1		1/1								50:46	
16	LUNDE Katrine															29:22	
22	NOVAK Kristina															0:00	
25	REISTAD Henny Ella	10	12	83		1/1		0/2	1/1						2	49:06	
27	NÆS ANDERSEN Sunniva Amalie	0	1	0					0/1							17:14	
30	WOLLIK Anniken	2	2	100					2/2							35:33	
33	RUSHFELDT DEILA Thale	0	1	0					0/1							13:24	
Totals		26	42	62	4/4	2/5	4/11	5/5	1/4						10/13	2	60:00

No	Name	Total			Saves / Shots							
		Saves	Shots	%	7mP	6mC	Wing	BT	FB	FTO	9m	
12	SOLBERG Sijje Margaretha	4	19	21		1/5	0/3	1/3	0/1			2/7
16	LUNDE Katrine	5	13	38	0/1	1/3	2/3	0/1	0/1			2/4
Totals		9	32	28	0/1	2/8	2/6	1/4	0/2			4/11

### Slovenia

Coach: ADZIC Dragan

Time outs: 3

No	Name	Total			Goals / Shots							Punishments			TP		
		Goals	Shots	%	7mP	6mC	Wing	BT	FB	FTO	9m	EG	YC	RC		2M	
1	ZEC Branka															0:09	
2	KLEMENCIC Valentina	3	3	100		3/3										24:14	
4	NOVAK Erin															0:00	
6	GROS Ana	5	10	50				0/1		1/1				1		33:37	
7	OMOREGIE Elizabeth	3	8	38		0/1	1/1	1/2	1/1							49:41	
9	ZABJEK Nina														1	17:15	
10	STANKO Tjasa	0	1	0				0/1								15:18	
14	MAVSAR Tamara	3	3	100	1/1			1/1		1/1						53:12	
16	VOJNOVIC Maja															30:52	
17	LJEPOJA Natasa	4	5	80		2/3	1/1	1/1							1	38:16	
18	ZULIC Nina	2	3	67				0/1	1/1							49:10	
20	VARAGIC Alja	1	1	100				1/1								14:40	
21	PANDZIC Amra															25:11	
25	LAZOVIC Barbara	2	3	67		1/1										17:54	
66	GOMILAR ZICKERO Tija	0	1	0				0/1								44:53	
88	ABINA Ema															5:38	
Totals		23	38	61	1/1	6/8	4/8	3/4	2/2						1	4	60:00

No	Name	Total			Saves / Shots							
		Saves	Shots	%	7mP	6mC	Wing	BT	FB	FTO	9m	
1	ZEC Branka	0	1	0	0/1							
16	VOJNOVIC Maja	8	19	42	0/2	3/4	5/7	0/2	0/1			0/3
21	PANDZIC Amra	3	17	18	0/1	0/1	1/3	0/3	2/2			0/7
Totals		11	37	30	0/4	3/5	6/10	0/5	2/3			0/10

### Attacks

Team	All		Player Majority		Player Minority		Position Attacks		FB		Ind. FB		Team FB		TO	TO %
	G/Att.	%	G/Att.	%	G/Att.	%	G/Att.	%	G/Att.	%	G/Att.	%	G/Att.	%		
NOR	26/52	50	5/8	63	1/2	50	25/48	52	1/4	25		1/4	25	12	23	
SLO	23/53	43	2/4	50	2/5	40	21/51	41	2/2	100		2/2	100	16	30	

### Legend:

%	Efficiency	2M	2-Minute Suspensions	6mC	6-metre Centre Shots	7m	7-metre Penalty Shots
9m	9-metre Shots	BT	Breakthroughs	EG	Empty Goal	FB	Fast Breaks
FTO	Fast Throw off	G/Att.	Goals/Attacks	Ind.	Individual	RC	Red Cards
TO	Turnover	TP	Time Played	YC	Yellow Cards		

MON 14 NOV 2022  
Start Time: 18:00

**Match Team Statistics**  
Match No: 31

**NOR 26 - 23 SLO**  
(16 - 15) (10 - 8)

**Referees:** PRASTALO Tatjana (BIH) / BALVAN Vesna (BIH)

**NOR - Norway** Coach: HERGEIRSSON Thorir (ISL)

Time outs: 2

No.	Name	Total			All Goals / Shots								Punishments				Offence			Defence			TP	
		Goals	Shots	%	7mP	7m%	6mC	Wing	BT	FB	FTO	9m	EG	YC	RC	2M	2+2	AS	R7	TO/TF	ST	BS		P7
3	ARNTZEN Emilie Hegh																							0:00
5	VALLE DAHL Ragnhild																							0:00
6	AARDAHL Maren Nyland	1	1	100						1/1								1	1	/ 1		1		42:16
7	SKOGRAND Stine Ruscetta	0	2	0				0/1		0/1								1	1			2		49:39
9	MORK Nora	6	8	75	4/4	100		0/1	2/2		0/1						4		3					33:21
10	OFTEDAL Stine Bredal	4	7	57			1/3	0/1	2/2		1/1								2 / 1		1			37:30
11	LARSEN AUNE Malin	1	2	50				1/2											/ 1					20:21
12	SOLBERG Silje Margaretha																							28:59
14	BREISTOL Kristine	1	4	25						0/1		1/3					1					1		12:29
15	INGSTAD Vilde Mortensen	1	2	50			0/1	1/1									1	1	1 / 1		1			50:46
16	LUNDE Katrine																							29:22
22	NOVAK Kristina																							0:00
25	REISTAD Henny Ella	10	12	83			1/1	0/2	1/1		8/8				2		2	1	1					49:06
27	NÆS ANDERSEN Sunniva Amalie	0	1	0						0/1														17:14
30	WOLLIK Anniken	2	2	100				2/2											1				1	35:33
33	RUSHFELDT DEILA Thale	0	1	0				0/1										1						13:24
Totals		26	42	62	4/4	100	2/5	4/11	5/5	1/4		10/13			2		11	4	8 / 4		5	1	1	

No.	Name	Total			All Saves / Shots										
		Saves	Shots	%	7mP	7m%	6mC	Wing	BT	FB	FTO	9m	9m%	NS	NS%
12	SOLBERG Silje Margaretha	4	19	21			1/5	0/3	1/3	0/1		2/7	29	2/11	18
16	LUNDE Katrine	5	13	38	0/1	0	1/3	2/3	0/1	0/1		2/4	50	3/7	43
Totals		9	32	28	0/1	0	2/8	2/6	1/4	0/2		4/11	36	5/18	28

**Attacks**

Team	All		Player Majority		Player Minority		Position Attacks		FB		Ind. FB		Team FB		TO	TO %
	G/Att.	%	G/Att.	%	G/Att.	%	G/Att.	%	G/Att.	%	G/Att.	%	G/Att.	%		
NOR	26/52	50	5/8	63	1/2	50	25/48	52	1/4	25			1/4	25	12	23

**Team Shots**

	Goals	Saves	Missed	Post	Blocked	Total	%	Prop %
6m Shots	2	3				5	40	12
Wing Shots	4	6	1			11	36	26
L R	2 2	3 3	1			5 6	40 33	12 14
9m Shots	10		1	2		13	77	31
L C R	3 5 2		1	1 1		5 5 3	60 100 67	12 12 7
7m Penalty Throws	4					4	100	10
Fast Breaks	1	2		1		4	25	10
Breakthroughs	5					5	100	12
Totals	26	11	2	3		42	62	100

Legend:									
%	Efficiency	2M	2-Minute Suspensions	2+2	2+2 Minute Suspensions	6mC	6-metre Centre Shots	7mP	7-metre Penalty Shots
9m	9-metre Shots	AS	Assists	BS	Blocked Shots	BT	Breakthroughs	C	Center
EG	Empty Goal	FB	Fast Breaks	FTO	Fast Throw off	G/Att.	Goals/Attacks	Ind.	Individual
L	Left	NS	Near Shots	P7	Penalty 7-metre Fouls	Prop %	Proportion of Goals	R7	Received 7-metre Fouls
R	Right	RC	Red Cards	ST	Steals	TO/TF	Turnover/Technical Faults	TP	Time Played
Wing	Wing Shots	YC	YC						

MON 14 NOV 2022  
Start Time: 18:00

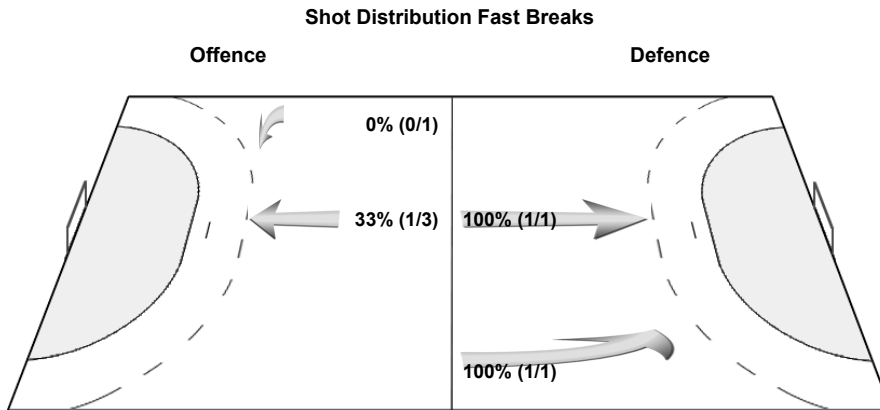
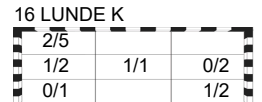

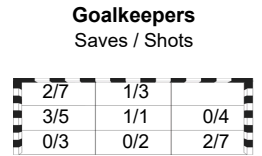
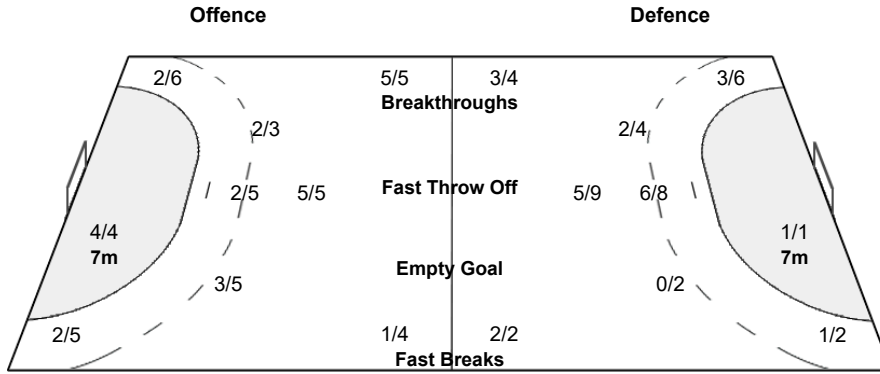

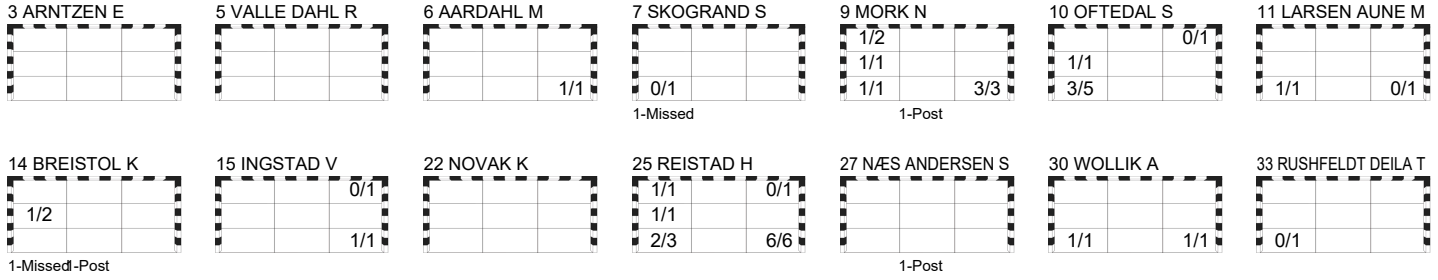
**Match Team Statistics**  
Match No: 31

**NOR 26 - 23 SLO**  
(16 - 15) (10 - 8)

**Referees:** PRASTALO Tatjana (BIH) / BALVAN Vesna (BIH)

**NOR - Norway**

**OverView of Shot Distribution**



MON 14 NOV 2022  
Start Time: 18:00

**Match Team Statistics**  
Match No: 31

**NOR 26 - 23 SLO**  
(16 - 15) (10 - 8)

Referees: PRASTALO Tatjana (BIH) / BALVAN Vesna (BIH)

**SLO - Slovenia** Coach: ADZIC Dragan (MNE)

Time outs: 3

No.	Name	Total			All Goals / Shots								Punishments				Offence			Defence			TP	
		Goals	Shots	%	7mP	7m%	6mC	Wing	BT	FB	FTO	9m	EG	YC	RC	2M	2+2	AS	R7	TO/TF	ST	BS		P7
1	ZEC Branka																							0:09
2	KLEMENCIC Valentina	3	3	100			3/3								1				1					24:14
4	NOVAK Erin																							0:00
6	GROS Ana	5	10	50			0/1		1/1		4/8		1				5	1	1				33:37	
7	OMOREGIE Elizabeth	3	8	38			0/1	1/1	1/2		1/4						3	4 / 1					49:41	
9	ZABJEK Nina													1							2		17:15	
10	STANKO Tjasa	0	1	0			0/1										3	/ 1					15:18	
14	MAVSAR Tamara	3	3	100	1/1	100		1/1		1/1							2	1 / 2	1				53:12	
16	VOJNOVIC Maja																						30:52	
17	LJEPOJA Natasa	4	5	80			2/3	1/1	1/1					1									38:16	
18	ZULIC Nina	2	3	67			0/1	1/1			1/1						3	4 / 1	1				49:10	
20	VARAGIC Alja	1	1	100				1/1															14:40	
21	PANDZIC Amra																						25:11	
25	LAZOVIC Barbara	2	3	67			1/1				1/2			1		1	1					1	17:54	
66	GOMILAR ZICKERO Tija	0	1	0			0/1																44:53	
88	ABINA Ema																						5:38	
Totals		23	38	61	1/1	100	6/8	4/8	3/4	2/2	7/15		1		4		17	1	11 / 5	3		4		

No.	Name	Total			All Saves / Shots										
		Saves	Shots	%	7mP	7m%	6mC	Wing	BT	FB	FTO	9m	9m%	NS	NS%
1	ZEC Branka	0	1	0	0/1	0									
16	VOJNOVIC Maja	8	19	42	0/2	0	3/4	5/7	0/2	0/1		0/3	0	8/13	62
21	PANDZIC Amra	3	17	18	0/1	0	0/1	1/3	0/3	2/2		0/7	0	1/7	14
Totals		11	37	30	0/4	0	3/5	6/10	0/5	2/3		0/10	0	9/20	45

**Attacks**

Team	All		Player Majority		Player Minority		Position Attacks		FB		Ind. FB		Team FB		TO	TO %
	G/Att.	%	G/Att.	%	G/Att.	%	G/Att.	%	G/Att.	%	G/Att.	%	G/Att.	%		
SLO	23/53	43	2/4	50	2/5	40	21/51	41	2/2	100			2/2	100	16	30

**Team Shots**

	Goals	Saves	Missed	Post	Blocked	Total	%	Prop %
6m Shots	6	2				8	75	21
Wing Shots	4	2	1	1		8	50	21
L R	1 3	1 1	1	1		2 6	50 50	5 16
9m Shots	7	4	3		1	15	47	39
L C R	5 2	1 3	1 2		1	2 9 4	0 56 50	5 24 11
7m Penalty Throws	1					1	100	3
Fast Breaks	2					2	100	5
Breakthroughs	3	1				4	75	11
Totals	23	9	4	1	1	38	61	100

Legend:									
%	Efficiency	2M	2-Minute Suspensions	2+2	2+2 Minute Suspensions	6mC	6-metre Centre Shots	7mP	7-metre Penalty Shots
9m	9-metre Shots	AS	Assists	BS	Blocked Shots	BT	Breakthroughs	C	Center
EG	Empty Goal	FB	Fast Breaks	FTO	Fast Throw off	G/Att.	Goals/Attacks	Ind.	Individual
L	Left	NS	Near Shots	P7	Penalty 7-metre Fouls	Prop %	Proportion of Goals	R7	Received 7-metre Fouls
R	Right	RC	Red Cards	ST	Steals	TO/TF	Turnover/Technical Faults	TP	Time Played
Wing	Wing Shots	YC	YC						

MON 14 NOV 2022  
 Start Time: 18:00

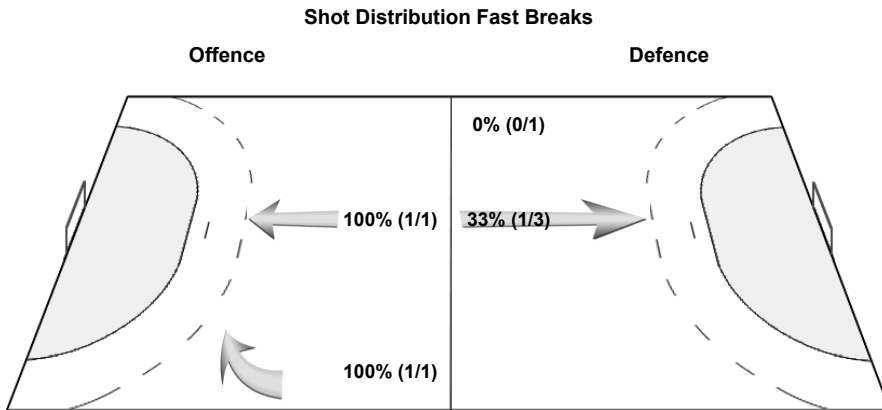
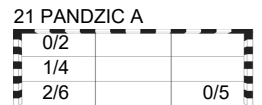

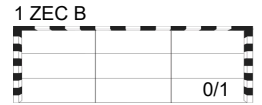
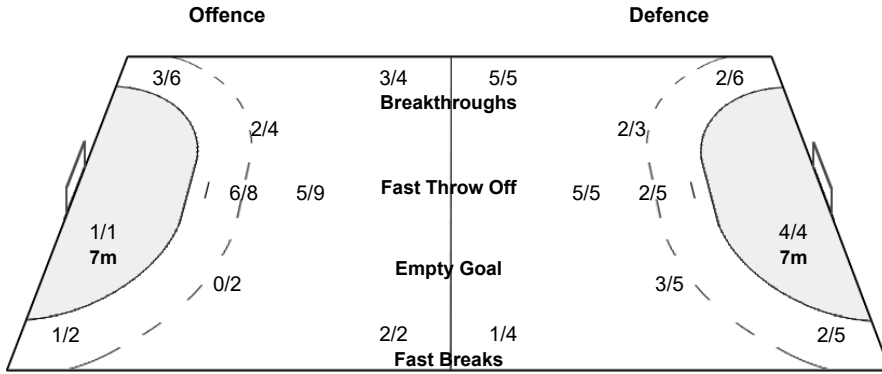
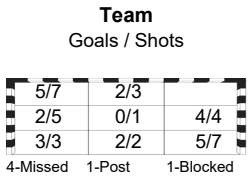
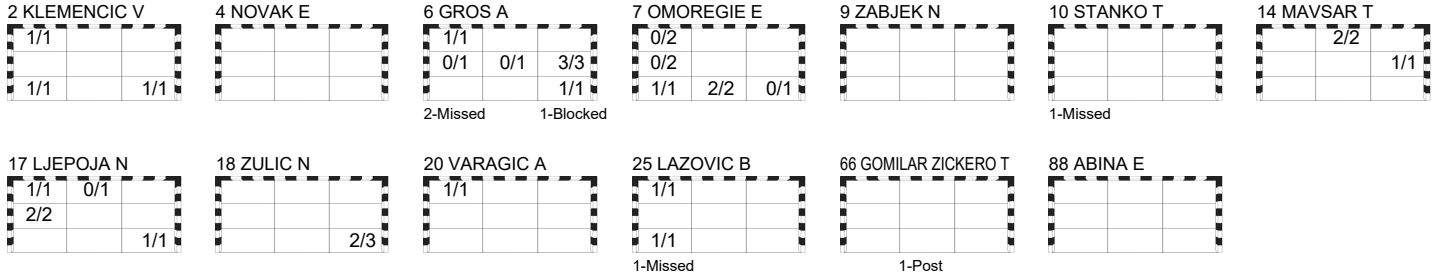
**Match Team Statistics**  
**Match No: 31**

**NOR 26 - 23 SLO**  
 (16 - 15) (10 - 8)

**Referees:** PRASTALO Tatjana (BIH) / BALVAN Vesna (BIH)

**SLO - Slovenia**

**OverView of Shot Distribution**



MON 14 NOV 2022  
Start Time: 18:00

### Play by Play

Match No: 31

## NOR 26 - 23 SLO

(16 - 15) (10 - 8)

**Referees:** PRASTALO Tatjana (BIH) / BALVAN Vesna (BIH)

<b>NOR</b> 3 ARNTZEN Emilie Hegh	5 VALLE DAHL Ragnhild	6 AARDAHL Maren Nyland	7 SKOGRAND Stine Ruscetta
9 MORK Nora	10 OFTEDAL Stine Bredal	11 LARSEN AUNE Malin	12 SOLBERG Silje Margaretha
14 BREISTOL Kristine	15 INGSTAD Vilde Mortensen	16 LUNDE Katrine	22 NOVAK Kristina
25 REISTAD Henny Ella	27 NÆS ANDERSEN Sunniva Amalie	30 WOLLIK Anniken	33 RUSHFELDT DEILA Thale
A HERGEIRSSON Thorir	B LARSEN Tonje	C OLSSON Mats	D MARKUSSEN Nina

<b>SLO</b> 1 ZEC Branka	2 KLEMENCIC Valentina	4 NOVAK Erin	6 GROS Ana
7 OMOREGIE Elizabeth	9 ZABJEK Nina	10 STANKO Tjasa	14 MAVSAR Tamara
16 VOJNOVIC Maja	17 LJEPOJA Natasa	18 ZULIC Nina	20 VARAGIC Alja
21 PANDZIC Amra	25 LAZOVIC Barbara	66 GOMILAR ZICKERO Tija	88 ABINA Ema
A MIJATOVIC Branka	B ADZIC Dragan	C KARPAN Grega	E KREVS Miha

### 1st HALF

Match Time	NOR - Norway	Score	Lead	SLO - Slovenia
0:00	12 SOLBERG S Goalkeeper			21 PANDZIC A Goalkeeper
0:33	7 SKOGRAND S Shot right wing missed			
1:14		0 - 1	-1	17 LJEPOJA N Goal centre 6m bottom right (6 GROS A), 67 km/h
2:09				6 GROS A Warning (yellow card)
2:40				17 LJEPOJA N 2-minutes suspension
2:50	10 OFTEDAL S Goal centre 6m bottom left, 98 km/h	1 - 1	0	
3:05				2 KLEMENCIC V for 21 PANDZIC A Empty goal
3:30				21 PANDZIC A for 66 GOMILAR ZICKERO T Goalkeeper back
3:46		1 - 2	-1	18 ZULIC N Goal centre 9m bottom right (7 OMOREGIE E), 93 km/h
4:04	9 MORK N Goal breakthrough bottom right, 67 km/h	2 - 2	0	
4:13				2 KLEMENCIC V for 21 PANDZIC A Empty goal
4:42	15 INGSTAD V Steal			7 OMOREGIE E Turnover
4:51				21 PANDZIC A for 17 LJEPOJA N Goalkeeper back
4:59	15 INGSTAD V Turnover			6 GROS A Steal
5:08		2 - 3	-1	2 KLEMENCIC V Goal centre 6m bottom right (6 GROS A), 63 km/h
5:38	25 REISTAD H Goal centre 9m bottom right, 99 km/h	3 - 3	0	
5:51				18 ZULIC N Turnover
6:03	7 SKOGRAND S Shot fast break saved bottom left			
6:26				6 GROS A Shot right 9m missed
6:53	25 REISTAD H Shot left wing saved bottom left			
7:30		3 - 4	-1	17 LJEPOJA N Goal right wing top left (6 GROS A), 85 km/h
7:43	10 OFTEDAL S Turnover			14 MAVSAR T Steal
7:50		3 - 5	-2	14 MAVSAR T Goal fast break top centre, 29 km/h
8:52	10 OFTEDAL S Turnover			
9:21		3 - 6	-3	7 OMOREGIE E Goal breakthrough bottom left, 78 km/h
9:26	Team timeout			
9:47	25 REISTAD H Goal centre 9m top left, 105 km/h	4 - 6	-2	
9:59	14 BREISTOL K Steal			18 ZULIC N Turnover
10:05	14 BREISTOL K Shot fast break saved middle left			
10:48				7 OMOREGIE E Shot centre 9m saved bottom right
11:23	14 BREISTOL K Shot left 9m post			
11:36	9 MORK N Turnover			
11:48				18 ZULIC N Technical Fault
12:28	25 REISTAD H Goal left 9m bottom right, 110 km/h	5 - 6	-1	
13:11				2 KLEMENCIC V Turnover
13:20	6 AARDAHL M 7m received			66 GOMILAR ZICKERO T 7m caused
13:30	9 MORK N Goal Penalty shot middle left (6 AARDAHL M), 93 km/h	6 - 6	0	
14:10	7 SKOGRAND S Steal			14 MAVSAR T Turnover
14:20	27 NÆS ANDERSEN S Shot fast break post			
14:53		6 - 7	-1	14 MAVSAR T Goal left wing top centre (7 OMOREGIE E), 30 km/h
15:21	9 MORK N Shot right 9m post			
16:25		6 - 8	-2	18 ZULIC N Goal breakthrough bottom right, 77 km/h
16:34	14 BREISTOL K Goal right 9m middle left (9 MORK N), 92 km/h	7 - 8	-1	
17:02				7 OMOREGIE E Shot breakthrough saved middle left
17:31	25 REISTAD H Goal centre 9m bottom left (14 BREISTOL K), 85 km/h	8 - 8	0	
17:42				7 OMOREGIE E Shot centre 9m saved middle left
18:16	25 REISTAD H Turnover			
18:51	25 REISTAD H 2-minutes suspension			



MON 14 NOV 2022  
Start Time: 18:00

**Play by Play**  
Match No: 31

**NOR 26 - 23 SLO**  
(16 - 15) (10 - 8)

**1st HALF**

Match Time	NOR - Norway	Score	Lead	SLO - Slovenia
19:05				6 GROS A Turnover
19:14	14 BREISTOL K for 12 SOLBERG S Empty goal			
19:36	10 OFTEDAL S Goal breakthrough middle left, 88 km/h	9 - 8	+1	
19:43	12 SOLBERG S for 14 BREISTOL K Goalkeeper back			
20:12		9 - 9	0	2 KLEMENCIC V Goal centre 6m bottom left (10 STANKO T), 77 km/h
20:20	14 BREISTOL K for 12 SOLBERG S Empty goal			
20:46				9 ZABJEK N 2-minutes suspension
20:52	12 SOLBERG S for 25 REISTAD H Goalkeeper back			
21:00	9 MORK N Goal breakthrough top left, 77 km/h	10 - 9	+1	
21:24				9 ZABJEK N for 21 PANDZIC A Empty goal
21:41				21 PANDZIC A for 66 GOMILAR ZICKERO T Goalkeeper back
21:42		10 - 10	0	17 LJEPOJA N Goal centre 6m middle left (6 GROS A), 76 km/h
22:05	30 WOLLIK A Goal left wing bottom left, 74 km/h	11 - 10	+1	
22:13				6 GROS A for 21 PANDZIC A Empty goal
22:49				21 PANDZIC A for 9 ZABJEK N Goalkeeper back
23:01		11 - 11	0	7 OMOREGIE E Goal right wing bottom centre (6 GROS A), 85 km/h
23:11	14 BREISTOL K Shot left 9m missed			
24:09		11 - 12	-1	6 GROS A Goal right 9m top left (10 STANKO T), 97 km/h
24:17	10 OFTEDAL S Goal left 9m bottom left (9 MORK N), 90 km/h	12 - 12	0	
24:42				17 LJEPOJA N Shot centre 6m saved top centre
25:24	25 REISTAD H Goal right 9m bottom right, 80 km/h	13 - 12	+1	
25:59		13 - 13	0	6 GROS A Goal centre 9m middle right (14 MAVSAR T), 104 km/h
26:55	15 INGSTAD V Goal right wing bottom right (9 MORK N), 97 km/h	14 - 13	+1	
27:07				16 VOJNOVIC M for 21 PANDZIC A Goalkeeper Substitution
27:32		14 - 14	0	6 GROS A Goal centre 9m middle right (18 ZULIC N), 100 km/h
27:42	25 REISTAD H 7m received			9 ZABJEK N 7m caused
27:57	9 MORK N Goal Penalty shot bottom left (25 REISTAD H), 94 km/h	15 - 14	+1	
28:25				Team timeout
28:47				6 GROS A Shot left 9m missed
29:15	25 REISTAD H Goal centre 9m bottom right (9 MORK N), 99 km/h	16 - 14	+2	
29:56		16 - 15	+1	7 OMOREGIE E Goal right 9m bottom centre, 106 km/h

**2nd HALF**

Match Time	NOR - Norway	Score	Lead	SLO - Slovenia
30:00	16 LUNDE K Goalkeeper			16 VOJNOVIC M Goalkeeper
30:41				7 OMOREGIE E Shot left 9m saved top left
30:53	15 INGSTAD V Shot centre 6m saved top right			
31:33	10 OFTEDAL S Steal			7 OMOREGIE E Turnover
31:44	25 REISTAD H Shot left wing saved top right			
32:28				6 GROS A Shot left wing saved middle left
32:36	9 MORK N Turnover			
33:14		16 - 16	0	17 LJEPOJA N Goal breakthrough middle left (18 ZULIC N), 109 km/h
33:54	9 MORK N Turnover			
34:57				6 GROS A Shot centre 9m saved middle centre
35:46	10 OFTEDAL S Technical Fault			
36:31	30 WOLLIK A 7m caused			25 LAZOVIC B 7m received
36:39		16 - 17	-1	14 MAVSAR T Goal Penalty shot middle right (25 LAZOVIC B)
37:24	7 SKOGRAND S 7m received			9 ZABJEK N 7m caused
37:28				1 ZEC B for 16 VOJNOVIC M Goalkeeper Substitution
37:28	9 MORK N Goal Penalty shot bottom right (7 SKOGRAND S), 85 km/h	17 - 17	0	
37:37				16 VOJNOVIC M for 1 ZEC B Goalkeeper Substitution
38:35		17 - 18	-1	2 KLEMENCIC V Goal centre 6m top left (18 ZULIC N), 76 km/h
39:03	10 OFTEDAL S Shot centre 6m saved bottom left			
39:10	30 WOLLIK A Goal left wing bottom right, 102 km/h	18 - 18	0	
40:02	25 REISTAD H 2-minutes suspension			
40:22		18 - 19	-1	25 LAZOVIC B Goal centre 6m bottom left (7 OMOREGIE E), 84 km/h
40:32	33 RUSHFELDT DEILA T for 16 LUNDE K Empty goal			
41:02	16 LUNDE K for 7 SKOGRAND S Goalkeeper back			
41:11	7 SKOGRAND S for 16 LUNDE K Empty goal			
41:16	16 LUNDE K for 7 SKOGRAND S Goalkeeper back			
41:16	33 RUSHFELDT DEILA T Shot left wing saved bottom left			
41:54				66 GOMILAR ZICKERO T Shot right wing post
42:11	7 SKOGRAND S for 16 LUNDE K Empty goal			
42:14	16 LUNDE K for 25 REISTAD H Goalkeeper back			
42:45				25 LAZOVIC B 2-minutes suspension
42:59	15 INGSTAD V Technical Fault			

MON 14 NOV 2022  
Start Time: 18:00

**Play by Play**  
Match No: 31

**NOR 26 - 23 SLO**  
(16 - 15) (10 - 8)

**2nd HALF**

Match Time	NOR - Norway	Score	Lead	SLO - Slovenia
43:15				6 GROS A for 16 VOJNOVIC M Empty goal
43:44				16 VOJNOVIC M for 6 GROS A Goalkeeper back
43:44				7 OMOREGIE E Shot centre 6m saved top left
43:59	9 MORK N Shot right wing saved top left			
44:09				6 GROS A for 16 VOJNOVIC M Empty goal
44:36				16 VOJNOVIC M for 88 ABINA E Goalkeeper back
44:39				18 ZULIC N Shot right wing saved bottom right
44:51	10 OFTEDAL S Shot right wing saved top right			
46:00				7 OMOREGIE E Turnover
46:12	6 AARDAHL M Goal fast break bottom right (33 RUSHFELDT DEILA T), 75 km/h	19 - 19	0	
46:57				10 STANKO T Technical Fault
47:06	10 OFTEDAL S Shot centre 6m saved bottom left			
48:02				18 ZULIC N Turnover
48:09	30 WOLLIK A Turnover			18 ZULIC N Steal
48:49		19 - 20	-1	20 VARAGIC A Goal right wing top left (10 STANKO T), 96 km/h
48:55	Team timeout			
49:20	11 LARSEN AUNE M Technical Fault			
49:52				10 STANKO T Shot right wing missed
50:03	25 REISTAD H Goal left 9m bottom right, 109 km/h	20 - 20	0	
50:47		20 - 21	-1	25 LAZOVIC B Goal centre 9m top left, 108 km/h
50:58	25 REISTAD H Goal centre 9m middle left, 102 km/h	21 - 21	0	
51:31				25 LAZOVIC B Shot right 9m missed
52:10	15 INGSTAD V 7m received			25 LAZOVIC B 7m caused
52:11	9 MORK N Goal Penalty shot bottom right (15 INGSTAD V), 92 km/h	22 - 21	+1	
52:55				7 OMOREGIE E Technical Fault
53:25	6 AARDAHL M Technical Fault			
53:36		22 - 22	0	6 GROS A Goal fast break middle right, 111 km/h
53:46				2 KLEMENCIC V 2-minutes suspension
54:01	11 LARSEN AUNE M Goal right wing bottom left (25 REISTAD H), 85 km/h	23 - 22	+1	
54:11				17 LJEPOJA N for 16 VOJNOVIC M Empty goal
54:26				Team timeout
54:54				16 VOJNOVIC M for 14 MAVSAR T Goalkeeper back
54:56				14 MAVSAR T for 16 VOJNOVIC M Empty goal
55:02				16 VOJNOVIC M for 14 MAVSAR T Goalkeeper back
55:02	7 SKOGRAND S Steal			18 ZULIC N Turnover
55:32	11 LARSEN AUNE M Shot right wing saved bottom right			
55:42				14 MAVSAR T for 16 VOJNOVIC M Empty goal
55:49				16 VOJNOVIC M for 2 KLEMENCIC V Goalkeeper back
56:02		23 - 23	0	6 GROS A Goal centre 9m bottom right (14 MAVSAR T), 114 km/h
56:30	25 REISTAD H Goal breakthrough bottom left, 112 km/h	24 - 23	+1	
57:13				7 OMOREGIE E Turnover
57:44	25 REISTAD H Goal centre 6m bottom right, 91 km/h	25 - 23	+2	
58:21				Team timeout
58:35	6 AARDAHL M Block			6 GROS A Shot centre 9m blocked
58:57				14 MAVSAR T Technical Fault
59:35	10 OFTEDAL S Goal breakthrough bottom left, 81 km/h	26 - 23	+3	
60:00				14 MAVSAR T Technical Fault

MON 14 NOV 2022  
Start Time: 18:00

## Empty Goal Analysis

Match No: 31

**NOR 26 - 23 SLO**

(16 - 15) (10 - 8)

**Referees:** PRASTALO Tatjana (BIH) / BALVAN Vesna (BIH)

### ATTACKS DURING OWN EMPTY GOAL SITUATION

Players on Court	Attacks		Goals		Saves		Missed		Blocked		Post		Turnovers		Scoring Efficiency		Goals Against	
	NOR	SLO	NOR	SLO	NOR	SLO	NOR	SLO	NOR	SLO	NOR	SLO	NOR	SLO	NOR	SLO	NOR	SLO
7 Against 6		3		2									1			67		
6 Against 6	2	5	1	2	1	2							1		50	40		
Others	1		1												100			
<b>Total:</b>	<b>3</b>	<b>8</b>	<b>2</b>	<b>4</b>	<b>1</b>	<b>2</b>							<b>2</b>		<b>67</b>	<b>50</b>		

### GOALS/ATTACKS DURING OWN EMPTY GOAL SITUATION - ANALYSIS OF OCCURRENCE (in 5 min intervals)

Players on Court	1st Half												
	0-5		5-10		10-15		15-20		20-25		25-30		
	NOR	SLO	NOR	SLO	NOR	SLO	NOR	SLO	NOR	SLO	NOR	SLO	
7 Against 6		0/1										1/1	
6 Against 6		1/1					1/1					1/1	
Others									1/1				
<b>Total:</b>		<b>1/2</b>					<b>1/1</b>		<b>1/1</b>	<b>2/2</b>			

Players on Court	2nd Half											
	30-35		35-40		40-45		45-50		50-55		55-60	
	NOR	SLO	NOR	SLO	NOR	SLO	NOR	SLO	NOR	SLO	NOR	SLO
7 Against 6												1/1
6 Against 6					0/1	0/2						0/1
Others												
<b>Total:</b>					<b>0/1</b>	<b>0/2</b>						<b>1/2</b>

### GOALS/ATTACKS DURING OWN EMPTY GOAL SITUATION - ANALYSIS BY DURATION

Team	<15 sec.	15-30 sec.	30-45 sec.	45-60 sec.	>60 sec.
NOR	0/1	1/1	1/1		
SLO	0/1	2/4	1/2	1/1	

### SUBSTITUTION SUMMARY

Players	NOR	SLO
Goalkeeper <-> Goalkeeper	0	3
Court Player <-> Goalkeeper	10	18
Court Player <-> Court Player	108	78
<b>Total:</b>	<b>118</b>	<b>99</b>

MON 14 NOV 2022  
Start Time: 18:00

### Lineup Report

Match No: 31

### NOR 26 - 23 SLO

Attendance: 5.648

#### NOR - Norway

Lineup efficiency							Time Played	GF	GA
6 AARDAHL M	7 SKOGRAND S	9 MORK N	12 SOLBERG S	14 BREISTOL K	25 REISTAD H	27 NÆS ANDERSEN S	7:25	3	2
6 AARDAHL M	7 SKOGRAND S	10 OFTEDAL S	15 INGSTAD V	16 LUNDE K	25 REISTAD H	30 WOLLIK A	7:18	1	4
6 AARDAHL M	7 SKOGRAND S	11 LARSEN AUNE M	15 INGSTAD V	16 LUNDE K	30 WOLLIK A	33 RUSHFELDT DEILA T	4:26	1	1
6 AARDAHL M	7 SKOGRAND S	10 OFTEDAL S	11 LARSEN AUNE M	15 INGSTAD V	16 LUNDE K	25 REISTAD H	4:16	1	1
6 AARDAHL M	7 SKOGRAND S	9 MORK N	12 SOLBERG S	14 BREISTOL K	15 INGSTAD V	30 WOLLIK A	3:19	0	3
10 OFTEDAL S	11 LARSEN AUNE M	12 SOLBERG S	15 INGSTAD V	25 REISTAD H	27 NÆS ANDERSEN S	33 RUSHFELDT DEILA T	3:14	1	3
7 SKOGRAND S	9 MORK N	10 OFTEDAL S	15 INGSTAD V	16 LUNDE K	25 REISTAD H	30 WOLLIK A	3:14	1	0
6 AARDAHL M	7 SKOGRAND S	9 MORK N	12 SOLBERG S	15 INGSTAD V	25 REISTAD H	30 WOLLIK A	3:00	1	2
6 AARDAHL M	9 MORK N	10 OFTEDAL S	11 LARSEN AUNE M	15 INGSTAD V	16 LUNDE K	25 REISTAD H	2:49	3	1
7 SKOGRAND S	9 MORK N	10 OFTEDAL S	12 SOLBERG S	15 INGSTAD V	25 REISTAD H	27 NÆS ANDERSEN S	2:34	2	0
7 SKOGRAND S	9 MORK N	10 OFTEDAL S	12 SOLBERG S	15 INGSTAD V	25 REISTAD H	30 WOLLIK A	2:17	3	0
6 AARDAHL M	7 SKOGRAND S	11 LARSEN AUNE M	15 INGSTAD V	16 LUNDE K	25 REISTAD H	30 WOLLIK A	2:11	0	1
6 AARDAHL M	7 SKOGRAND S	10 OFTEDAL S	12 SOLBERG S	15 INGSTAD V	25 REISTAD H	27 NÆS ANDERSEN S	1:37	0	1
9 MORK N	10 OFTEDAL S	11 LARSEN AUNE M	15 INGSTAD V	16 LUNDE K	25 REISTAD H	30 WOLLIK A	1:20	2	0
6 AARDAHL M	7 SKOGRAND S	10 OFTEDAL S	12 SOLBERG S	15 INGSTAD V	25 REISTAD H	30 WOLLIK A	1:08	0	2
9 MORK N	10 OFTEDAL S	15 INGSTAD V	16 LUNDE K	25 REISTAD H	30 WOLLIK A	33 RUSHFELDT DEILA T	1:04	0	0
7 SKOGRAND S	10 OFTEDAL S	12 SOLBERG S	15 INGSTAD V	25 REISTAD H	27 NÆS ANDERSEN S	33 RUSHFELDT DEILA T	0:59	1	1
7 SKOGRAND S	9 MORK N	10 OFTEDAL S	14 BREISTOL K	15 INGSTAD V	25 REISTAD H	30 WOLLIK A	0:55	1	0
6 AARDAHL M	7 SKOGRAND S	12 SOLBERG S	15 INGSTAD V	25 REISTAD H	27 NÆS ANDERSEN S	33 RUSHFELDT DEILA T	0:48	0	0
6 AARDAHL M	7 SKOGRAND S	9 MORK N	10 OFTEDAL S	12 SOLBERG S	15 INGSTAD V	30 WOLLIK A	0:44	3	0
9 MORK N	10 OFTEDAL S	11 LARSEN AUNE M	15 INGSTAD V	16 LUNDE K	30 WOLLIK A	33 RUSHFELDT DEILA T	0:43	0	0
6 AARDAHL M	7 SKOGRAND S	9 MORK N	12 SOLBERG S	14 BREISTOL K	25 REISTAD H	30 WOLLIK A	0:40	1	0
7 SKOGRAND S	9 MORK N	10 OFTEDAL S	15 INGSTAD V	25 REISTAD H	30 WOLLIK A	33 RUSHFELDT DEILA T	0:38	0	0
6 AARDAHL M	7 SKOGRAND S	9 MORK N	12 SOLBERG S	15 INGSTAD V	25 REISTAD H	27 NÆS ANDERSEN S	0:37	0	1
6 AARDAHL M	10 OFTEDAL S	11 LARSEN AUNE M	15 INGSTAD V	16 LUNDE K	30 WOLLIK A	33 RUSHFELDT DEILA T	0:33	0	0
7 SKOGRAND S	9 MORK N	10 OFTEDAL S	15 INGSTAD V	16 LUNDE K	30 WOLLIK A	33 RUSHFELDT DEILA T	0:31	0	0
6 AARDAHL M	7 SKOGRAND S	9 MORK N	10 OFTEDAL S	12 SOLBERG S	25 REISTAD H	30 WOLLIK A	0:27	0	0
6 AARDAHL M	9 MORK N	10 OFTEDAL S	11 LARSEN AUNE M	16 LUNDE K	30 WOLLIK A	33 RUSHFELDT DEILA T	0:17	0	0
6 AARDAHL M	9 MORK N	10 OFTEDAL S	11 LARSEN AUNE M	16 LUNDE K	25 REISTAD H	30 WOLLIK A	0:14	0	0
7 SKOGRAND S	9 MORK N	10 OFTEDAL S	12 SOLBERG S	14 BREISTOL K	15 INGSTAD V	30 WOLLIK A	0:10	0	0
6 AARDAHL M	7 SKOGRAND S	9 MORK N	10 OFTEDAL S	15 INGSTAD V	16 LUNDE K	25 REISTAD H	0:08	1	0
6 AARDAHL M	7 SKOGRAND S	9 MORK N	10 OFTEDAL S	15 INGSTAD V	25 REISTAD H	30 WOLLIK A	0:06	0	0
7 SKOGRAND S	9 MORK N	10 OFTEDAL S	11 LARSEN AUNE M	16 LUNDE K	30 WOLLIK A	33 RUSHFELDT DEILA T	0:05	0	0
6 AARDAHL M	10 OFTEDAL S	11 LARSEN AUNE M	15 INGSTAD V	16 LUNDE K	25 REISTAD H	30 WOLLIK A	0:05	0	0
6 AARDAHL M	7 SKOGRAND S	10 OFTEDAL S	11 LARSEN AUNE M	16 LUNDE K	30 WOLLIK A	33 RUSHFELDT DEILA T	0:04	0	0
6 AARDAHL M	7 SKOGRAND S	9 MORK N	11 LARSEN AUNE M	16 LUNDE K	30 WOLLIK A	33 RUSHFELDT DEILA T	0:02	0	0
6 AARDAHL M	9 MORK N	11 LARSEN AUNE M	15 INGSTAD V	16 LUNDE K	25 REISTAD H	30 WOLLIK A	0:02	0	0

Score development							Time Played	G Diff.
6 AARDAHL M	7 SKOGRAND S	9 MORK N	10 OFTEDAL S	12 SOLBERG S	15 INGSTAD V	30 WOLLIK A	0:44	+3
7 SKOGRAND S	9 MORK N	10 OFTEDAL S	12 SOLBERG S	15 INGSTAD V	25 REISTAD H	30 WOLLIK A	2:17	+3
9 MORK N	10 OFTEDAL S	11 LARSEN AUNE M	15 INGSTAD V	16 LUNDE K	25 REISTAD H	30 WOLLIK A	1:20	+2
7 SKOGRAND S	9 MORK N	10 OFTEDAL S	12 SOLBERG S	15 INGSTAD V	25 REISTAD H	27 NÆS ANDERSEN S	2:34	+2
6 AARDAHL M	9 MORK N	10 OFTEDAL S	11 LARSEN AUNE M	15 INGSTAD V	16 LUNDE K	25 REISTAD H	2:49	+2
6 AARDAHL M	7 SKOGRAND S	9 MORK N	10 OFTEDAL S	15 INGSTAD V	16 LUNDE K	25 REISTAD H	0:08	+1
6 AARDAHL M	7 SKOGRAND S	9 MORK N	12 SOLBERG S	14 BREISTOL K	25 REISTAD H	30 WOLLIK A	0:40	+1
7 SKOGRAND S	9 MORK N	10 OFTEDAL S	14 BREISTOL K	15 INGSTAD V	25 REISTAD H	30 WOLLIK A	0:55	+1
7 SKOGRAND S	9 MORK N	10 OFTEDAL S	15 INGSTAD V	16 LUNDE K	25 REISTAD H	30 WOLLIK A	3:14	+1
6 AARDAHL M	7 SKOGRAND S	9 MORK N	12 SOLBERG S	14 BREISTOL K	25 REISTAD H	27 NÆS ANDERSEN S	7:25	+1
6 AARDAHL M	7 SKOGRAND S	9 MORK N	11 LARSEN AUNE M	16 LUNDE K	30 WOLLIK A	33 RUSHFELDT DEILA T	0:02	0
6 AARDAHL M	9 MORK N	11 LARSEN AUNE M	15 INGSTAD V	16 LUNDE K	25 REISTAD H	30 WOLLIK A	0:02	0
6 AARDAHL M	7 SKOGRAND S	10 OFTEDAL S	11 LARSEN AUNE M	16 LUNDE K	30 WOLLIK A	33 RUSHFELDT DEILA T	0:04	0
7 SKOGRAND S	9 MORK N	10 OFTEDAL S	11 LARSEN AUNE M	16 LUNDE K	30 WOLLIK A	33 RUSHFELDT DEILA T	0:05	0
6 AARDAHL M	10 OFTEDAL S	11 LARSEN AUNE M	15 INGSTAD V	16 LUNDE K	25 REISTAD H	30 WOLLIK A	0:05	0
6 AARDAHL M	7 SKOGRAND S	9 MORK N	10 OFTEDAL S	15 INGSTAD V	25 REISTAD H	30 WOLLIK A	0:06	0
7 SKOGRAND S	9 MORK N	10 OFTEDAL S	12 SOLBERG S	14 BREISTOL K	15 INGSTAD V	30 WOLLIK A	0:10	0
6 AARDAHL M	9 MORK N	10 OFTEDAL S	11 LARSEN AUNE M	16 LUNDE K	25 REISTAD H	30 WOLLIK A	0:14	0
6 AARDAHL M	9 MORK N	10 OFTEDAL S	11 LARSEN AUNE M	16 LUNDE K	30 WOLLIK A	33 RUSHFELDT DEILA T	0:17	0
6 AARDAHL M	7 SKOGRAND S	9 MORK N	10 OFTEDAL S	12 SOLBERG S	25 REISTAD H	30 WOLLIK A	0:27	0
7 SKOGRAND S	9 MORK N	10 OFTEDAL S	15 INGSTAD V	16 LUNDE K	30 WOLLIK A	33 RUSHFELDT DEILA T	0:31	0
6 AARDAHL M	10 OFTEDAL S	11 LARSEN AUNE M	15 INGSTAD V	16 LUNDE K	30 WOLLIK A	33 RUSHFELDT DEILA T	0:33	0
7 SKOGRAND S	9 MORK N	10 OFTEDAL S	15 INGSTAD V	25 REISTAD H	30 WOLLIK A	33 RUSHFELDT DEILA T	0:38	0
9 MORK N	10 OFTEDAL S	11 LARSEN AUNE M	15 INGSTAD V	16 LUNDE K	30 WOLLIK A	33 RUSHFELDT DEILA T	0:43	0
6 AARDAHL M	7 SKOGRAND S	12 SOLBERG S	15 INGSTAD V	25 REISTAD H	27 NÆS ANDERSEN S	33 RUSHFELDT DEILA T	0:48	0
7 SKOGRAND S	10 OFTEDAL S	12 SOLBERG S	15 INGSTAD V	25 REISTAD H	27 NÆS ANDERSEN S	33 RUSHFELDT DEILA T	0:59	0
9 MORK N	10 OFTEDAL S	15 INGSTAD V	16 LUNDE K	25 REISTAD H	30 WOLLIK A	33 RUSHFELDT DEILA T	1:04	0
6 AARDAHL M	7 SKOGRAND S	10 OFTEDAL S	11 LARSEN AUNE M	15 INGSTAD V	16 LUNDE K	25 REISTAD H	4:16	0
6 AARDAHL M	7 SKOGRAND S	11 LARSEN AUNE M	15 INGSTAD V	16 LUNDE K	30 WOLLIK A	33 RUSHFELDT DEILA T	4:26	0
6 AARDAHL M	7 SKOGRAND S	9 MORK N	12 SOLBERG S	15 INGSTAD V	25 REISTAD H	27 NÆS ANDERSEN S	0:37	-1
6 AARDAHL M	7 SKOGRAND S	10 OFTEDAL S	12 SOLBERG S	15 INGSTAD V	25 REISTAD H	27 NÆS ANDERSEN S	1:37	-1
6 AARDAHL M	7 SKOGRAND S	11 LARSEN AUNE M	15 INGSTAD V	16 LUNDE K	25 REISTAD H	30 WOLLIK A	2:11	-1
6 AARDAHL M	7 SKOGRAND S	9 MORK N	12 SOLBERG S	15 INGSTAD V	25 REISTAD H	30 WOLLIK A	3:00	-1
6 AARDAHL M	7 SKOGRAND S	10 OFTEDAL S	12 SOLBERG S	15 INGSTAD V	25 REISTAD H	30 WOLLIK A	1:08	-2

MON 14 NOV 2022  
 Start Time: 18:00

**Lineup Report**  
**Match No: 31**

**NOR 26 - 23 SLO**

**Attendance: 5.648**

**NOR - Norway**

Score development							Time Played	G Diff.
10 OFTEDAL S	11 LARSEN AUNE M	12 SOLBERG S	15 INGSTAD V	25 REISTAD H	27 NÆS ANDERSEN S	33 RUSHFELDT DEILA T	3:14	-2
6 AARDAHL M	7 SKOGRAND S	9 MORK N	12 SOLBERG S	14 BREISTOL K	15 INGSTAD V	30 WOLLIK A	3:19	-3
6 AARDAHL M	7 SKOGRAND S	10 OFTEDAL S	15 INGSTAD V	16 LUNDE K	25 REISTAD H	30 WOLLIK A	7:18	-3

Empty Net							Time Played	GF	GA
7 SKOGRAND S	9 MORK N	10 OFTEDAL S	14 BREISTOL K	15 INGSTAD V	25 REISTAD H	30 WOLLIK A	0:55	1	0
7 SKOGRAND S	9 MORK N	10 OFTEDAL S	15 INGSTAD V	25 REISTAD H	30 WOLLIK A	33 RUSHFELDT DEILA T	0:38	0	0
6 AARDAHL M	7 SKOGRAND S	9 MORK N	10 OFTEDAL S	15 INGSTAD V	25 REISTAD H	30 WOLLIK A	0:06	0	0



MON 14 NOV 2022  
Start Time: 18:00

### Lineup Report

Match No: 31

### NOR 26 - 23 SLO

Attendance: 5.648

#### SLO - Slovenia

Lineup efficiency							Time Played	GF	GA
6 GROS A	7 OMOREGIE E	14 MAVSAR T	17 LJEPOJA N	18 ZULIC N	21 PANDZIC A	66 GOMILAR ZICKERO T	5:50	3	0
2 KLEMENCIC V	6 GROS A	7 OMOREGIE E	14 MAVSAR T	18 ZULIC N	21 PANDZIC A	66 GOMILAR ZICKERO T	4:58	1	1
7 OMOREGIE E	9 ZABJEK N	14 MAVSAR T	17 LJEPOJA N	18 ZULIC N	21 PANDZIC A	66 GOMILAR ZICKERO T	4:41	1	4
6 GROS A	7 OMOREGIE E	14 MAVSAR T	16 VOJNOVIC M	17 LJEPOJA N	18 ZULIC N	66 GOMILAR ZICKERO T	4:33	2	0
2 KLEMENCIC V	7 OMOREGIE E	14 MAVSAR T	16 VOJNOVIC M	18 ZULIC N	25 LAZOVIC B	66 GOMILAR ZICKERO T	3:11	3	1
6 GROS A	10 STANKO T	14 MAVSAR T	17 LJEPOJA N	18 ZULIC N	21 PANDZIC A	66 GOMILAR ZICKERO T	2:43	2	1
2 KLEMENCIC V	7 OMOREGIE E	9 ZABJEK N	14 MAVSAR T	16 VOJNOVIC M	25 LAZOVIC B	66 GOMILAR ZICKERO T	1:59	0	0
6 GROS A	10 STANKO T	14 MAVSAR T	16 VOJNOVIC M	17 LJEPOJA N	18 ZULIC N	66 GOMILAR ZICKERO T	1:55	1	1
2 KLEMENCIC V	6 GROS A	7 OMOREGIE E	14 MAVSAR T	16 VOJNOVIC M	18 ZULIC N	20 VARAGIC A	1:41	1	1
6 GROS A	7 OMOREGIE E	14 MAVSAR T	16 VOJNOVIC M	17 LJEPOJA N	18 ZULIC N	20 VARAGIC A	1:28	1	1
2 KLEMENCIC V	6 GROS A	7 OMOREGIE E	14 MAVSAR T	16 VOJNOVIC M	18 ZULIC N	66 GOMILAR ZICKERO T	1:26	0	0
10 STANKO T	14 MAVSAR T	16 VOJNOVIC M	17 LJEPOJA N	18 ZULIC N	20 VARAGIC A	25 LAZOVIC B	1:25	0	0
2 KLEMENCIC V	7 OMOREGIE E	10 STANKO T	14 MAVSAR T	16 VOJNOVIC M	20 VARAGIC A	25 LAZOVIC B	1:16	1	1
2 KLEMENCIC V	6 GROS A	7 OMOREGIE E	10 STANKO T	14 MAVSAR T	21 PANDZIC A	66 GOMILAR ZICKERO T	1:14	0	0
2 KLEMENCIC V	7 OMOREGIE E	9 ZABJEK N	14 MAVSAR T	18 ZULIC N	21 PANDZIC A	66 GOMILAR ZICKERO T	1:07	2	2
2 KLEMENCIC V	7 OMOREGIE E	14 MAVSAR T	16 VOJNOVIC M	18 ZULIC N	20 VARAGIC A	25 LAZOVIC B	1:07	0	0
2 KLEMENCIC V	7 OMOREGIE E	9 ZABJEK N	10 STANKO T	14 MAVSAR T	21 PANDZIC A	66 GOMILAR ZICKERO T	1:06	1	1
9 ZABJEK N	10 STANKO T	14 MAVSAR T	17 LJEPOJA N	18 ZULIC N	21 PANDZIC A	66 GOMILAR ZICKERO T	1:05	0	2
7 OMOREGIE E	16 VOJNOVIC M	17 LJEPOJA N	18 ZULIC N	20 VARAGIC A	25 LAZOVIC B	88 ABINA E	1:01	0	1
6 GROS A	14 MAVSAR T	16 VOJNOVIC M	17 LJEPOJA N	18 ZULIC N	20 VARAGIC A	25 LAZOVIC B	0:59	0	1
6 GROS A	7 OMOREGIE E	17 LJEPOJA N	18 ZULIC N	25 LAZOVIC B	66 GOMILAR ZICKERO T	88 ABINA E	0:56	0	0
2 KLEMENCIC V	6 GROS A	7 OMOREGIE E	14 MAVSAR T	17 LJEPOJA N	18 ZULIC N	20 VARAGIC A	0:56	0	0
2 KLEMENCIC V	6 GROS A	7 OMOREGIE E	14 MAVSAR T	17 LJEPOJA N	18 ZULIC N	66 GOMILAR ZICKERO T	0:55	0	0
6 GROS A	7 OMOREGIE E	10 STANKO T	14 MAVSAR T	17 LJEPOJA N	21 PANDZIC A	66 GOMILAR ZICKERO T	0:55	1	1
10 STANKO T	16 VOJNOVIC M	17 LJEPOJA N	18 ZULIC N	20 VARAGIC A	25 LAZOVIC B	88 ABINA E	0:55	0	0
6 GROS A	7 OMOREGIE E	9 ZABJEK N	10 STANKO T	14 MAVSAR T	17 LJEPOJA N	66 GOMILAR ZICKERO T	0:53	0	0
2 KLEMENCIC V	7 OMOREGIE E	9 ZABJEK N	16 VOJNOVIC M	25 LAZOVIC B	66 GOMILAR ZICKERO T	88 ABINA E	0:49	0	0
7 OMOREGIE E	16 VOJNOVIC M	17 LJEPOJA N	18 ZULIC N	25 LAZOVIC B	66 GOMILAR ZICKERO T	88 ABINA E	0:46	0	0
2 KLEMENCIC V	6 GROS A	7 OMOREGIE E	16 VOJNOVIC M	17 LJEPOJA N	18 ZULIC N	20 VARAGIC A	0:42	0	0
7 OMOREGIE E	9 ZABJEK N	10 STANKO T	14 MAVSAR T	17 LJEPOJA N	21 PANDZIC A	66 GOMILAR ZICKERO T	0:40	0	1
9 ZABJEK N	14 MAVSAR T	16 VOJNOVIC M	17 LJEPOJA N	18 ZULIC N	20 VARAGIC A	25 LAZOVIC B	0:40	0	0
7 OMOREGIE E	9 ZABJEK N	14 MAVSAR T	16 VOJNOVIC M	17 LJEPOJA N	18 ZULIC N	66 GOMILAR ZICKERO T	0:37	0	0
7 OMOREGIE E	10 STANKO T	14 MAVSAR T	16 VOJNOVIC M	17 LJEPOJA N	20 VARAGIC A	25 LAZOVIC B	0:37	1	0
2 KLEMENCIC V	7 OMOREGIE E	16 VOJNOVIC M	18 ZULIC N	25 LAZOVIC B	66 GOMILAR ZICKERO T	88 ABINA E	0:34	0	0
7 OMOREGIE E	9 ZABJEK N	14 MAVSAR T	16 VOJNOVIC M	17 LJEPOJA N	18 ZULIC N	20 VARAGIC A	0:33	0	1
7 OMOREGIE E	9 ZABJEK N	14 MAVSAR T	16 VOJNOVIC M	17 LJEPOJA N	20 VARAGIC A	25 LAZOVIC B	0:31	0	0
6 GROS A	7 OMOREGIE E	9 ZABJEK N	14 MAVSAR T	18 ZULIC N	21 PANDZIC A	66 GOMILAR ZICKERO T	0:25	0	1
9 ZABJEK N	10 STANKO T	14 MAVSAR T	16 VOJNOVIC M	17 LJEPOJA N	18 ZULIC N	66 GOMILAR ZICKERO T	0:25	0	1
2 KLEMENCIC V	6 GROS A	7 OMOREGIE E	14 MAVSAR T	17 LJEPOJA N	18 ZULIC N	21 PANDZIC A	0:22	1	0
7 OMOREGIE E	9 ZABJEK N	16 VOJNOVIC M	17 LJEPOJA N	25 LAZOVIC B	66 GOMILAR ZICKERO T	88 ABINA E	0:20	0	0
2 KLEMENCIC V	7 OMOREGIE E	9 ZABJEK N	14 MAVSAR T	16 VOJNOVIC M	18 ZULIC N	20 VARAGIC A	0:19	0	1
6 GROS A	7 OMOREGIE E	9 ZABJEK N	16 VOJNOVIC M	17 LJEPOJA N	18 ZULIC N	66 GOMILAR ZICKERO T	0:16	0	0
2 KLEMENCIC V	7 OMOREGIE E	9 ZABJEK N	14 MAVSAR T	16 VOJNOVIC M	20 VARAGIC A	25 LAZOVIC B	0:15	0	1
6 GROS A	7 OMOREGIE E	16 VOJNOVIC M	17 LJEPOJA N	18 ZULIC N	25 LAZOVIC B	66 GOMILAR ZICKERO T	0:12	0	0
9 ZABJEK N	16 VOJNOVIC M	17 LJEPOJA N	18 ZULIC N	20 VARAGIC A	25 LAZOVIC B	88 ABINA E	0:11	0	0
1 ZEC B	2 KLEMENCIC V	7 OMOREGIE E	9 ZABJEK N	14 MAVSAR T	25 LAZOVIC B	66 GOMILAR ZICKERO T	0:09	0	1
2 KLEMENCIC V	6 GROS A	7 OMOREGIE E	9 ZABJEK N	14 MAVSAR T	18 ZULIC N	66 GOMILAR ZICKERO T	0:08	0	0
6 GROS A	7 OMOREGIE E	9 ZABJEK N	10 STANKO T	14 MAVSAR T	17 LJEPOJA N	21 PANDZIC A	0:05	1	0
6 GROS A	7 OMOREGIE E	16 VOJNOVIC M	17 LJEPOJA N	18 ZULIC N	66 GOMILAR ZICKERO T	88 ABINA E	0:05	0	0
7 OMOREGIE E	10 STANKO T	14 MAVSAR T	16 VOJNOVIC M	17 LJEPOJA N	18 ZULIC N	20 VARAGIC A	0:03	0	0
9 ZABJEK N	10 STANKO T	16 VOJNOVIC M	17 LJEPOJA N	20 VARAGIC A	25 LAZOVIC B	88 ABINA E	0:01	0	0

Score development							Time Played	G Diff.
6 GROS A	7 OMOREGIE E	14 MAVSAR T	17 LJEPOJA N	18 ZULIC N	21 PANDZIC A	66 GOMILAR ZICKERO T	5:50	+3
2 KLEMENCIC V	7 OMOREGIE E	14 MAVSAR T	16 VOJNOVIC M	18 ZULIC N	25 LAZOVIC B	66 GOMILAR ZICKERO T	3:11	+2
6 GROS A	7 OMOREGIE E	14 MAVSAR T	16 VOJNOVIC M	17 LJEPOJA N	18 ZULIC N	66 GOMILAR ZICKERO T	4:33	+2
6 GROS A	7 OMOREGIE E	9 ZABJEK N	10 STANKO T	14 MAVSAR T	17 LJEPOJA N	21 PANDZIC A	0:05	+1
2 KLEMENCIC V	6 GROS A	7 OMOREGIE E	14 MAVSAR T	17 LJEPOJA N	18 ZULIC N	21 PANDZIC A	0:22	+1
7 OMOREGIE E	10 STANKO T	14 MAVSAR T	16 VOJNOVIC M	17 LJEPOJA N	20 VARAGIC A	25 LAZOVIC B	0:37	+1
6 GROS A	10 STANKO T	14 MAVSAR T	17 LJEPOJA N	18 ZULIC N	21 PANDZIC A	66 GOMILAR ZICKERO T	2:43	+1
9 ZABJEK N	10 STANKO T	16 VOJNOVIC M	17 LJEPOJA N	20 VARAGIC A	25 LAZOVIC B	88 ABINA E	0:01	0
7 OMOREGIE E	10 STANKO T	14 MAVSAR T	16 VOJNOVIC M	17 LJEPOJA N	18 ZULIC N	20 VARAGIC A	0:03	0
6 GROS A	7 OMOREGIE E	16 VOJNOVIC M	17 LJEPOJA N	18 ZULIC N	66 GOMILAR ZICKERO T	88 ABINA E	0:05	0
2 KLEMENCIC V	6 GROS A	7 OMOREGIE E	9 ZABJEK N	14 MAVSAR T	18 ZULIC N	66 GOMILAR ZICKERO T	0:08	0
9 ZABJEK N	16 VOJNOVIC M	17 LJEPOJA N	18 ZULIC N	20 VARAGIC A	25 LAZOVIC B	88 ABINA E	0:11	0
6 GROS A	7 OMOREGIE E	16 VOJNOVIC M	17 LJEPOJA N	18 ZULIC N	25 LAZOVIC B	66 GOMILAR ZICKERO T	0:12	0
6 GROS A	7 OMOREGIE E	9 ZABJEK N	16 VOJNOVIC M	17 LJEPOJA N	18 ZULIC N	66 GOMILAR ZICKERO T	0:16	0
7 OMOREGIE E	9 ZABJEK N	16 VOJNOVIC M	17 LJEPOJA N	25 LAZOVIC B	66 GOMILAR ZICKERO T	88 ABINA E	0:20	0
7 OMOREGIE E	9 ZABJEK N	14 MAVSAR T	16 VOJNOVIC M	17 LJEPOJA N	20 VARAGIC A	25 LAZOVIC B	0:31	0
2 KLEMENCIC V	7 OMOREGIE E	16 VOJNOVIC M	18 ZULIC N	25 LAZOVIC B	66 GOMILAR ZICKERO T	88 ABINA E	0:34	0
7 OMOREGIE E	9 ZABJEK N	14 MAVSAR T	16 VOJNOVIC M	17 LJEPOJA N	18 ZULIC N	66 GOMILAR ZICKERO T	0:37	0
9 ZABJEK N	14 MAVSAR T	16 VOJNOVIC M	17 LJEPOJA N	18 ZULIC N	20 VARAGIC A	25 LAZOVIC B	0:40	0
2 KLEMENCIC V	6 GROS A	7 OMOREGIE E	16 VOJNOVIC M	17 LJEPOJA N	18 ZULIC N	20 VARAGIC A	0:42	0

MON 14 NOV 2022  
Start Time: 18:00

**Lineup Report**  
Match No: 31

**NOR 26 - 23 SLO**

Attendance: 5.648

**SLO - Slovenia**

Score development							Time Played	G Diff.
7 OMOREGIE E	16 VOJNOVIC M	17 LJEPOJA N	18 ZULIC N	25 LAZOVIC B	66 GOMILAR ZICKERO T	88 ABINA E	0:46	0
2 KLEMENCIC V	7 OMOREGIE E	9 ZABJEK N	16 VOJNOVIC M	25 LAZOVIC B	66 GOMILAR ZICKERO T	88 ABINA E	0:49	0
6 GROS A	7 OMOREGIE E	9 ZABJEK N	10 STANKO T	14 MAVSAR T	17 LJEPOJA N	66 GOMILAR ZICKERO T	0:53	0
2 KLEMENCIC V	6 GROS A	7 OMOREGIE E	14 MAVSAR T	17 LJEPOJA N	18 ZULIC N	66 GOMILAR ZICKERO T	0:55	0
6 GROS A	7 OMOREGIE E	10 STANKO T	14 MAVSAR T	17 LJEPOJA N	21 PANDZIC A	66 GOMILAR ZICKERO T	0:55	0
10 STANKO T	16 VOJNOVIC M	17 LJEPOJA N	18 ZULIC N	20 VARAGIC A	25 LAZOVIC B	88 ABINA E	0:55	0
6 GROS A	7 OMOREGIE E	17 LJEPOJA N	18 ZULIC N	25 LAZOVIC B	66 GOMILAR ZICKERO T	88 ABINA E	0:56	0
2 KLEMENCIC V	6 GROS A	7 OMOREGIE E	14 MAVSAR T	17 LJEPOJA N	18 ZULIC N	20 VARAGIC A	0:56	0
2 KLEMENCIC V	7 OMOREGIE E	9 ZABJEK N	10 STANKO T	14 MAVSAR T	21 PANDZIC A	66 GOMILAR ZICKERO T	1:06	0
2 KLEMENCIC V	7 OMOREGIE E	9 ZABJEK N	14 MAVSAR T	18 ZULIC N	21 PANDZIC A	66 GOMILAR ZICKERO T	1:07	0
2 KLEMENCIC V	7 OMOREGIE E	14 MAVSAR T	16 VOJNOVIC M	18 ZULIC N	20 VARAGIC A	25 LAZOVIC B	1:07	0
2 KLEMENCIC V	6 GROS A	7 OMOREGIE E	10 STANKO T	14 MAVSAR T	21 PANDZIC A	66 GOMILAR ZICKERO T	1:14	0
2 KLEMENCIC V	7 OMOREGIE E	10 STANKO T	14 MAVSAR T	16 VOJNOVIC M	20 VARAGIC A	25 LAZOVIC B	1:16	0
10 STANKO T	14 MAVSAR T	16 VOJNOVIC M	17 LJEPOJA N	18 ZULIC N	20 VARAGIC A	25 LAZOVIC B	1:25	0
2 KLEMENCIC V	6 GROS A	7 OMOREGIE E	14 MAVSAR T	16 VOJNOVIC M	18 ZULIC N	66 GOMILAR ZICKERO T	1:26	0
6 GROS A	7 OMOREGIE E	14 MAVSAR T	16 VOJNOVIC M	17 LJEPOJA N	18 ZULIC N	20 VARAGIC A	1:28	0
2 KLEMENCIC V	6 GROS A	7 OMOREGIE E	14 MAVSAR T	16 VOJNOVIC M	18 ZULIC N	20 VARAGIC A	1:41	0
6 GROS A	10 STANKO T	14 MAVSAR T	16 VOJNOVIC M	17 LJEPOJA N	18 ZULIC N	66 GOMILAR ZICKERO T	1:55	0
2 KLEMENCIC V	7 OMOREGIE E	9 ZABJEK N	14 MAVSAR T	16 VOJNOVIC M	25 LAZOVIC B	66 GOMILAR ZICKERO T	1:59	0
2 KLEMENCIC V	6 GROS A	7 OMOREGIE E	14 MAVSAR T	18 ZULIC N	21 PANDZIC A	66 GOMILAR ZICKERO T	4:58	0
1 ZEC B	2 KLEMENCIC V	7 OMOREGIE E	9 ZABJEK N	14 MAVSAR T	25 LAZOVIC B	66 GOMILAR ZICKERO T	0:09	-1
2 KLEMENCIC V	7 OMOREGIE E	9 ZABJEK N	14 MAVSAR T	16 VOJNOVIC M	20 VARAGIC A	25 LAZOVIC B	0:15	-1
2 KLEMENCIC V	7 OMOREGIE E	9 ZABJEK N	14 MAVSAR T	16 VOJNOVIC M	18 ZULIC N	20 VARAGIC A	0:19	-1
6 GROS A	7 OMOREGIE E	9 ZABJEK N	14 MAVSAR T	18 ZULIC N	21 PANDZIC A	66 GOMILAR ZICKERO T	0:25	-1
9 ZABJEK N	10 STANKO T	14 MAVSAR T	16 VOJNOVIC M	17 LJEPOJA N	18 ZULIC N	66 GOMILAR ZICKERO T	0:25	-1
7 OMOREGIE E	9 ZABJEK N	14 MAVSAR T	16 VOJNOVIC M	17 LJEPOJA N	18 ZULIC N	20 VARAGIC A	0:33	-1
7 OMOREGIE E	9 ZABJEK N	10 STANKO T	14 MAVSAR T	17 LJEPOJA N	21 PANDZIC A	66 GOMILAR ZICKERO T	0:40	-1
6 GROS A	14 MAVSAR T	16 VOJNOVIC M	17 LJEPOJA N	18 ZULIC N	20 VARAGIC A	25 LAZOVIC B	0:59	-1
7 OMOREGIE E	16 VOJNOVIC M	17 LJEPOJA N	18 ZULIC N	20 VARAGIC A	25 LAZOVIC B	88 ABINA E	1:01	-1
9 ZABJEK N	10 STANKO T	14 MAVSAR T	17 LJEPOJA N	18 ZULIC N	21 PANDZIC A	66 GOMILAR ZICKERO T	1:05	-2
7 OMOREGIE E	9 ZABJEK N	14 MAVSAR T	17 LJEPOJA N	18 ZULIC N	21 PANDZIC A	66 GOMILAR ZICKERO T	4:41	-3

Empty Net							Time Played	GF	GA
6 GROS A	7 OMOREGIE E	17 LJEPOJA N	18 ZULIC N	25 LAZOVIC B	66 GOMILAR ZICKERO T	88 ABINA E	0:56	0	0
2 KLEMENCIC V	6 GROS A	7 OMOREGIE E	14 MAVSAR T	17 LJEPOJA N	18 ZULIC N	20 VARAGIC A	0:56	0	0
2 KLEMENCIC V	6 GROS A	7 OMOREGIE E	14 MAVSAR T	17 LJEPOJA N	18 ZULIC N	66 GOMILAR ZICKERO T	0:55	0	0
6 GROS A	7 OMOREGIE E	9 ZABJEK N	10 STANKO T	14 MAVSAR T	17 LJEPOJA N	66 GOMILAR ZICKERO T	0:53	0	0
2 KLEMENCIC V	6 GROS A	7 OMOREGIE E	9 ZABJEK N	14 MAVSAR T	18 ZULIC N	66 GOMILAR ZICKERO T	0:08	0	0

Legend:  
G Diff. Goals Difference