

Cumulative Statistics

SWE - Sweden After 9 matches

Coach: SOLBERG Glenn

Time outs: 17 Avg. Time outs: 1.9

No	Name	MP	Total			All Goals / Shots							Punishments				Offence			Defence			TP			
			Goals	Shots	%	7mP	7m%	6mC	Wing	BT	FB	FTO	9m	YC	RC	2M	2+2	AS	R7	TO/TF	ST	BS		P7		
1	JOHANNESSON Peter	5															1								1:32:00	
2	CARLSBOGARD Jonathan	9	17	33	52			3/6	0/3	8/11	1/2		5/11			3	30	4	5/5	4	3	4		6:48:12		
3	PERSSON Isak	2	4	4	100				4/4								1		/ 1						52:28	
4	MELLEGARD Emil	8	8	13	62				3/6		5/7						2		/ 1	1					2:13:39	
5	DARJ Max	5	6	11	55			3/6	3/5							1	1	1	/ 1		1	2		1:47:33		
6	MOLLER Felix	5																							1:01	
10	EKBERG Niclas	5	12	17	71	4/6	67	1/1	5/6		2/4						2	1	/ 1						2:20:45	
11	PETTERSSON Daniel	4	5	5	100			1/1	3/3		1/1					1	1				1	1			1:17:00	
12	PALICKA Andreas	8	4	5	80						4/4		0/1						2		5				5:38:41	
15	WANNE Hampus	8	45	56	80	20/24	83	6/6	12/17		7/8		0/1			2		3	2/2	4	2			5:56:48		
18	PETTERSSON Fredric	9	10	13	77			9/11	1/2							1		3	1	/ 3	2	1	3		2:29:59	
19	CLAAR Felix	7	18	27	67			11/16	1/1	5/7	1/1		0/2			2	16	2	1/1	6					3:49:40	
22	PELLAS Lucas	2	7	9	78	4/4	100		3/3		0/2								/ 1			2			40:14	
23	LAGERGREN Albin	9	20	30	67			5/6	5/6	4/8	4/4		2/6			3	15	6	4/4	4	1	3			5:16:09	
24	GOTTFRIDSSON Jim	9	36	53	68			8/14	2/3	16/20			10/16	2		1	54	8	7/3	2	1	2			5:11:24	
26	PERSSON Linus	2	1	3	33					1/1			0/2			1			1/1	1					28:45	
28	EDVARDSSON Jonathan	2																								
30	THULIN Tobias	6																								1:23:46
32	BERGENDAHL Oscar	9	17	20	85			15/18	2/2							2	3	10	4	1/3	4	2	2			5:07:53
33	SANDELL Lukas	7	16	30	53			5/7	6/9	2/3			3/11	1			9	1	5/5	1					3:04:57	
42	JOHANSSON Eric	7	8	15	53			3/5	1/2	1/1			3/7			1	11	3	2/2	1	1				1:46:42	
49	WALLINIUS Karl	9	4	6	67					1/1			3/5			3	1	1	/ 2			3			58:29	
62	CHRINTZ Valter	7	14	18	78	2/2	100	1/1	9/13		2/2							1	1/1	1		1				4:13:55
67	OLSSON Hampus																									
Team														1					3							
Totals			252	368	68	30/36	83	71/98	60/85	38/52	27/35	0/0	26/62	6	0	22	0	157	36	34/37	37	10	25			

No	Name	MP	Total			All Saves / Shots										
			Saves	Shots	%	7mP	7m%	6mC	Wing	BT	FB	FTO	9m	9m%	NS	NS%
1	JOHANNESSON Peter	5	20	56	36	1/5	20	4/15	6/13	2/5	0/3	0/1	7/14	50	12/33	36
12	PALICKA Andreas	8	65	213	31	1/12	8	18/69	18/57	3/14	2/10	0/2	23/49	47	39/140	28
30	THULIN Tobias	6	16	49	33	1/7	14	2/10	8/14	4/6	0/4		1/8	13	14/30	47
EG				4												
Totals			102	323	32	3/24	13	25/97	32/84	9/25	2/19	0/3	31/71	44	66/206	32

Attacks

Team	All		Player Majority		Player Minority		Position Attacks		FB		Ind. FB		Team FB		TO	TO %
	G/Att.	%	G/Att.	%	G/Att.	%	G/Att.	%	G/Att.	%	G/Att.	%	G/Att.	%		
SWE	252/425	59	36/55	65	15/27	56	225/386	58	27/39	69	2/3	67	25/36	69	71	17

Legend:	
%	Efficiency
9m	9-metre Shots
FB	Fast Breaks
N/A	not applicable
ST	Steals
2M	2-Minute Suspensions
AS	Assists
FTO	Fast Throw off
NS	Near Shots
TO/TF	Turnovers/Technical Faults
2+2	2+2 Minute Suspensions
BS	Blocked Shots
G/Att.	Goals/Attacks
P7	Penalty 7-metre Fouls
TP	Time Played
6mC	6-metre Centre Shots
BT	Breakthroughs
Ind.	Individual
R7	Received 7-metre Fouls
Wing	Wing Shots
7mP	7-metre Penalty Shots
EG	Empty Goal
MP	Matches Played
RC	Red Cards
YC	Yellow Cards

Cumulative Statistics

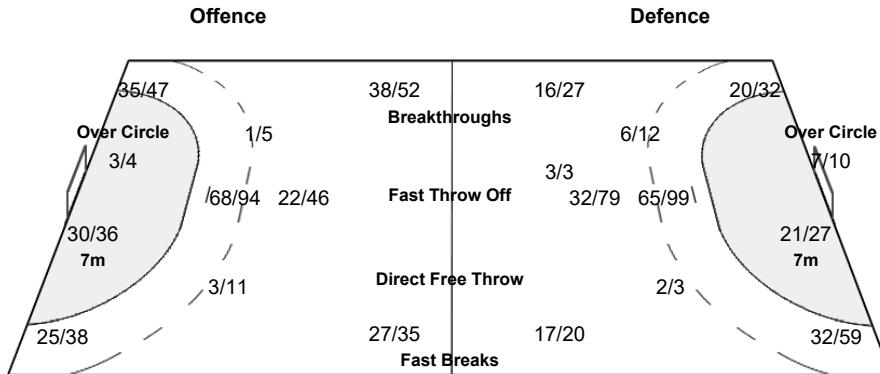
SWE - Sweden After 9 matches

OverView of Shot Distribution

Team
Goals / Shots

27/34	10/19	24/30
18/32	1/6	27/38
72/82	21/27	52/55

23-Missed 16-Post 6-Blocked



Goalkeepers
Saves / Shots

9/26	4/8	4/27
13/34	9/15	18/39
20/74	13/30	11/69

1 JOHANNESSON P

3/5	0/1	1/2
3/8	1/1	2/7
5/14	2/5	3/13

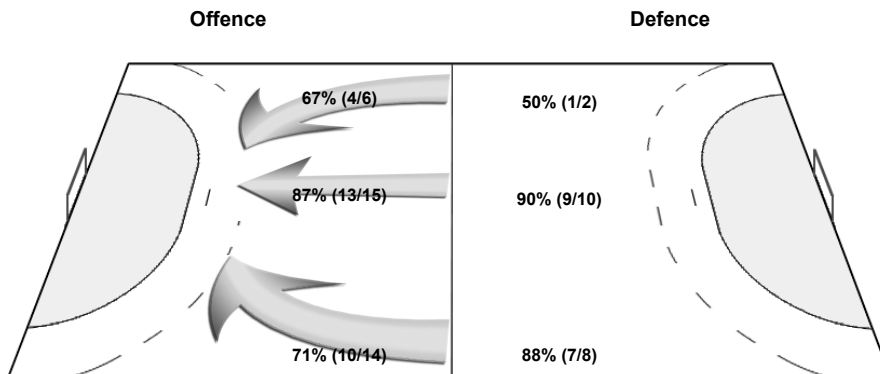
12 PALICKA A

2/17	2/4	2/18
9/24	7/9	13/26
12/48	9/22	8/44

30 THULIN T

4/4	2/3	1/7
1/2	1/2	2/5
3/11	2/3	0/12

Shot Distribution Fast Breaks

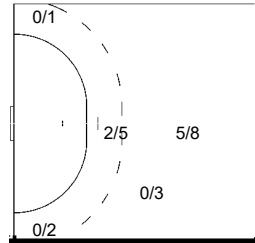


Cumulative Statistics

SWE - Sweden After 9 matches

Players Shot Distribution Goals / Shots

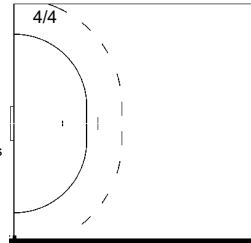
2 CARLSBOGARD Jonathan



3/5	1/3	3/3
0/1		2/3
4/5	1/2	3/3

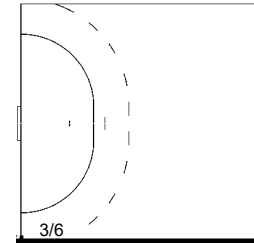
4-Missed 3-Post 1-Blocked
1/2 Fast Breaks 8/11 Breakthroughs
1/1 Over Circle

3 PERSSON Isak



1/1	1/1	
2/2		

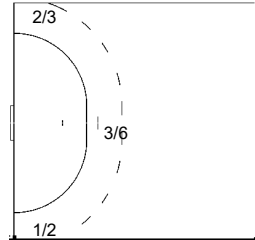
4 MELLEGARD Emil



1/1	1/2	1/1
1/2		
2/2	1/1	1/1

1-Missed 2-Post
5/7 Fast Breaks

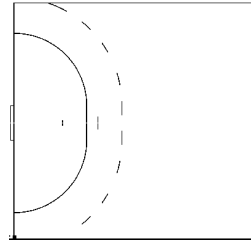
5 DARJ Max



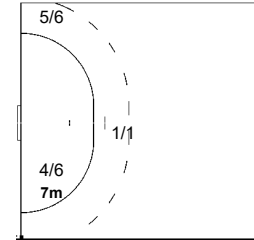
0/1	1/1	
3/3		
0/1	2/3	

2-Missed

6 MOLLER Felix



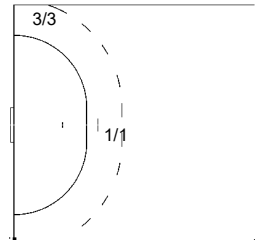
10 EKBERG Niclas



2/3		2/4
1/3		2/2
3/3	1/1	1/1

2/4 Fast Breaks

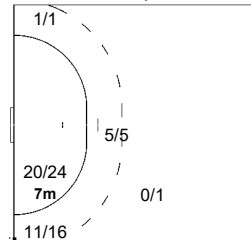
11 PETTERSSON Daniel



	1/1	1/1
2/2		1/1

1/1 Fast Breaks

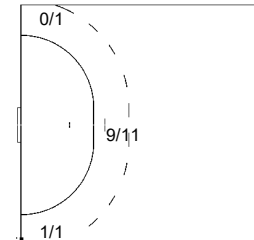
15 WANNE Hampus



7/7		7/8
2/4	0/2	8/9
13/14		8/9

1-Missed 2-Post
7/8 Fast Breaks
1/1 Over Circle

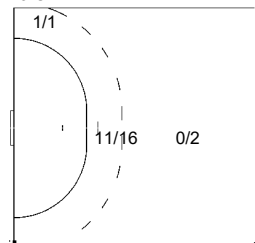
18 PETTERSSON Fredric



0/1	1/1	
		2/3
2/2	1/1	4/4

1-Missed

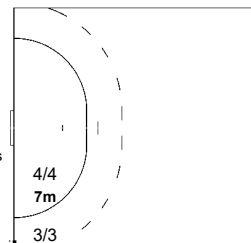
19 CLAAR Felix



1/1	1/3	3/3
2/5		0/1
5/7	2/3	4/4

1/1 Fast Breaks 5/7 Breakthroughs

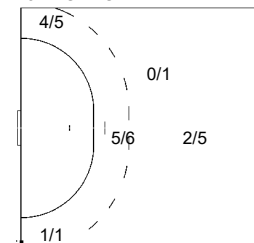
22 PELLAS Lucas



	0/1	1/1
1/1		1/1
2/2	1/1	1/1

1-Post
0/2 Fast Breaks

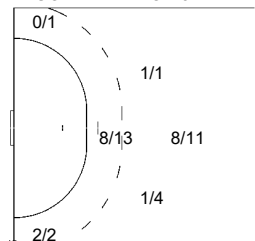
23 LAGERGREN Albin



1/1		1/1
1/4		1/1
8/9	2/4	6/6

2-Missed 2-Post
4/4 Fast Breaks 4/8 Breakthroughs

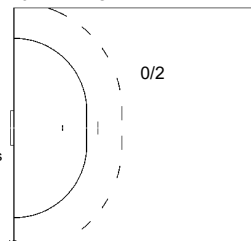
24 GOTTFRIDSSON Jim



4/4	1/3	3/5
5/7	0/1	8/10
7/8	2/2	6/6

4-Missed 3-Blocked
16/20 Breakthroughs
0/1 Over Circle

26 PERSSON Linus



1/1		

2-Blocked
1/1 Breakthroughs

28 EDVARDSSON Jonathan

