

### Preliminary Round - Group F

THU 13 JAN 2022  
Start Time: 20:30

Kosice

## Start List

Match No: 31

### NOR - SVK

**Referees:** BRUNNER Arthur (SUI) / SALAH Morad (SUI)  
**Reserve Referees:** NACHEVSKI Gjorgji (MKD) / NIKOLOV Slave (MKD)

**EHF Supervisor:** POZEZNIK Janko (SLO)  
**EHF Observer:** MARREIROS Antonio (POR)  
**Timekeeper:** VALO Marcel (SVK)  
**Scorekeeper:** RICHVALSKY Peter (SVK)

#### NOR - Norway

No.	Name	Pos.	Height m	Int. Matches		Competition Statistics							
				MP	G	MP	G	7mG	YC	2Min	RC	S	7mS
12	SAEVERAAS Kristian	GK	1.94	39	2								
30	BERGERUD Torbjoern Sittrup	GK	1.99	107	0								
3	AGA Vetle Eck	CB	1.93	5	2								
5	SAGOSEN Sander	CB	1.95	128	655								
6	BARTHOLD Sebastian	LW	1.84	38	56								
7	OVERJORDET Sander	CB	1.91	23	13								
11	OVERBY Petter	P	2.00	93	72								
13	TOFT Erik Thorsteinsen	LB	1.92	4	8								
15	TONNESEN Kent Robin	RB	1.94	120	310								
19	BJORNSEN Kristian	RW	1.91	150	565								
21	GULLERUD Magnus	P	1.94	147	191								
24	O'SULLIVAN Christian (C)	CB	1.90	143	230								
27	REINKIND Harald	RB	1.97	128	268								
32	SOLSTAD Thomas	P	1.94	11	10								
44	GULLIKSEN Kevin Maageroe	RW	1.80	58	108								
71	BLONZ Alexandre	LW	1.87	43	84								
(I)	HEIEREN Sander Drange	GK	1.90	2	0								
(I)	PETTERSEN Simen Holand	LB	1.88	12	22								
(I)	RAMBO Christoffer	RB	2.00	98	218								
<b>Headcoach</b> BERGE Christian				<b>Bench/Team</b>									

NOR Played		
PR	SVK	13 JAN
PR	RUS	15 JAN
PR	LTU	17 JAN

#### SVK - Slovakia

No.	Name	Pos.	Height m	Int. Matches		Competition Statistics							
				MP	G	MP	G	7mG	YC	2Min	RC	S	7mS
1	PAUL Teodor	GK	1.94	110	1								
67	ZERNOVIC Marian	GK	1.86	44	1								
3	HRUSCAK Patrik	RB	2.04	80	204								
7	MACHAC Simon	P	1.91	20	31								
11	BRIATKA Martin	LW	1.82	36	54								
18	PROKOP Jakub	LB	1.92	16	24								
19	POTISK Martin	CB	1.90	9	14								
20	URBAN Tomas	RW	1.88	126	310								
21	DURIS Lubomir (C)	CB	1.75	89	152								
23	PECHY Lukas	LW	1.89	6	16								
25	KOVACECH Marek	RB	1.82	20	32								
30	HNIDAK Marek	RB	2.00	0	0								
39	SMETANKA Tomas	CB	1.83	0	0								
48	KALAFUT Dominik	P	1.96	18	25								
49	SLANINKA Martin	P	2.02	54	72								
81	MIKITA Jakub	LB	1.96	26	76								
(I)	KONECNY Michal Martin	GK	1.95	17	0								
(I)	RABEK Oliver	LB	2.04	65	234								
(I)	KORBEL Marek	RB	1.92	10	5								
<b>Headcoach</b> KUKUCKA Peter				<b>Bench/Team</b>									

SVK Played		
PR	NOR	13 JAN
PR	LTU	15 JAN
PR	RUS	17 JAN



**MEN'S EUROPEAN HANDBALL CHAMPIONSHIP**  
**EHF EURO 2022**

**Preliminary Round - Group F**



**MEN'S EHF EURO 2022**  
HUNGARY - SLOVAKIA

THU 13 JAN 2022  
Start Time: 20:30

**Start List**  
Match No: 31

**Kosice**

**Legend:**

**2Min** 2-Minute Suspensions  
**G** Goals  
**MP** Matches Played  
**RB** Right Back  
**YC** Yellow Cards

**7mG** 7-metre Goals  
**GK** Goalkeeper  
**P** Pivot  
**RC** Red Cards

**7mS** 7-metre Saves  
**LB** Left Back  
**Pos** Position  
**RW** Right Wing

**CB** Centre Back  
**LW** Left Wing  
**PR** Preliminary Round  
**S** Saves

### NOR - Norway

Lineup efficiency							Time Played	GF	GA
5 SAGOSEN S	6 BARTHOLD S	19 BJORNSEN K	21 GULLERUD M	24 O'SULLIVAN C	27 REINKIND H	30 BERGERUD T	11:55	4	4
12 SAEVERAAS K	13 TOFT E	15 TONNESEN K	21 GULLERUD M	24 O'SULLIVAN C	44 GULLIKSEN K	71 BLONZ A	4:45	3	0
3 AGA V	12 SAEVERAAS K	13 TOFT E	15 TONNESEN K	24 SOLSTAD T	44 GULLIKSEN K	71 BLONZ A	4:25	3	6
5 SAGOSEN S	6 BARTHOLD S	11 OVERBY P	12 SAEVERAAS K	15 TONNESEN K	19 BJORNSEN K	24 O'SULLIVAN C	4:00	4	2
5 SAGOSEN S	6 BARTHOLD S	11 OVERBY P	12 SAEVERAAS K	15 TONNESEN K	19 BJORNSEN K	21 GULLERUD M	3:24	1	1
7 OVERJORDET S	12 SAEVERAAS K	13 TOFT E	15 TONNESEN K	32 SOLSTAD T	44 GULLIKSEN K	71 BLONZ A	3:15	3	0
6 BARTHOLD S	11 OVERBY P	12 SAEVERAAS K	13 TOFT E	21 GULLERUD M	24 O'SULLIVAN C	27 REINKIND H	2:55	1	1
3 AGA V	5 SAGOSEN S	11 OVERBY P	12 SAEVERAAS K	27 REINKIND H	44 GULLIKSEN K	71 BLONZ A	2:27	1	1
11 OVERBY P	12 SAEVERAAS K	13 TOFT E	21 GULLERUD M	27 REINKIND H	44 GULLIKSEN K	71 BLONZ A	2:06	1	1
3 AGA V	11 OVERBY P	12 SAEVERAAS K	13 TOFT E	27 REINKIND H	44 GULLIKSEN K	71 BLONZ A	1:47	1	0
5 SAGOSEN S	6 BARTHOLD S	12 SAEVERAAS K	15 TONNESEN K	19 BJORNSEN K	24 O'SULLIVAN C	32 SOLSTAD T	1:44	0	0
5 SAGOSEN S	12 SAEVERAAS K	13 TOFT E	15 TONNESEN K	21 GULLERUD M	24 O'SULLIVAN C	44 GULLIKSEN K	1:37	1	1
6 BARTHOLD S	7 OVERJORDET S	13 TOFT E	15 TONNESEN K	32 SOLSTAD T	44 GULLIKSEN K	71 BLONZ A	1:24	1	0
7 OVERJORDET S	11 OVERBY P	12 SAEVERAAS K	13 TOFT E	27 REINKIND H	44 GULLIKSEN K	71 BLONZ A	1:22	0	0
12 SAEVERAAS K	13 TOFT E	21 GULLERUD M	24 O'SULLIVAN C	27 REINKIND H	44 GULLIKSEN K	71 BLONZ A	1:21	1	2
6 BARTHOLD S	11 OVERBY P	12 SAEVERAAS K	13 TOFT E	15 TONNESEN K	19 BJORNSEN K	24 O'SULLIVAN C	1:14	1	1
11 OVERBY P	12 SAEVERAAS K	13 TOFT E	15 TONNESEN K	21 GULLERUD M	24 O'SULLIVAN C	44 GULLIKSEN K	1:10	1	1
5 SAGOSEN S	7 OVERJORDET S	11 OVERBY P	12 SAEVERAAS K	27 REINKIND H	44 GULLIKSEN K	71 BLONZ A	1:06	1	0
6 BARTHOLD S	11 OVERBY P	13 TOFT E	19 BJORNSEN K	21 GULLERUD M	24 O'SULLIVAN C	27 REINKIND H	1:04	0	1
3 AGA V	5 SAGOSEN S	12 SAEVERAAS K	27 REINKIND H	32 SOLSTAD T	44 GULLIKSEN K	71 BLONZ A	1:00	1	0
5 SAGOSEN S	6 BARTHOLD S	12 SAEVERAAS K	15 TONNESEN K	19 BJORNSEN K	21 GULLERUD M	24 O'SULLIVAN C	0:48	1	0
6 BARTHOLD S	12 SAEVERAAS K	13 TOFT E	15 TONNESEN K	32 SOLSTAD T	44 GULLIKSEN K	71 BLONZ A	0:39	1	1
5 SAGOSEN S	6 BARTHOLD S	12 SAEVERAAS K	15 TONNESEN K	19 BJORNSEN K	21 GULLERUD M	32 SOLSTAD T	0:37	1	0
5 SAGOSEN S	6 BARTHOLD S	12 SAEVERAAS K	13 TOFT E	21 GULLERUD M	24 O'SULLIVAN C	27 REINKIND H	0:36	0	1
6 BARTHOLD S	11 OVERBY P	12 SAEVERAAS K	13 TOFT E	19 BJORNSEN K	24 O'SULLIVAN C	27 REINKIND H	0:33	0	0
12 SAEVERAAS K	13 TOFT E	15 TONNESEN K	21 GULLERUD M	27 REINKIND H	44 GULLIKSEN K	71 BLONZ A	0:30	1	0
5 SAGOSEN S	7 OVERJORDET S	12 SAEVERAAS K	27 REINKIND H	32 SOLSTAD T	44 GULLIKSEN K	71 BLONZ A	0:29	0	1
5 SAGOSEN S	6 BARTHOLD S	13 TOFT E	19 BJORNSEN K	21 GULLERUD M	24 O'SULLIVAN C	27 REINKIND H	0:28	0	0
6 BARTHOLD S	12 SAEVERAAS K	13 TOFT E	15 TONNESEN K	21 BJORNSEN K	24 O'SULLIVAN C	32 SOLSTAD T	0:25	1	0
13 TOFT E	15 TONNESEN K	21 GULLERUD M	24 O'SULLIVAN C	27 REINKIND H	44 GULLIKSEN K	71 BLONZ A	0:25	0	0
5 SAGOSEN S	6 BARTHOLD S	13 TOFT E	15 TONNESEN K	19 BJORNSEN K	21 GULLERUD M	24 O'SULLIVAN C	0:14	0	0
11 OVERBY P	12 SAEVERAAS K	13 TOFT E	15 TONNESEN K	21 GULLERUD M	27 REINKIND H	44 GULLIKSEN K	0:12	0	0
6 BARTHOLD S	13 TOFT E	19 BJORNSEN K	21 GULLERUD M	24 O'SULLIVAN C	27 REINKIND H	30 BERGERUD T	0:03	0	0

Score development							Time Played	G Diff.
7 OVERJORDET S	12 SAEVERAAS K	13 TOFT E	15 TONNESEN K	32 SOLSTAD T	44 GULLIKSEN K	71 BLONZ A	3:15	+3
12 SAEVERAAS K	13 TOFT E	15 TONNESEN K	21 GULLERUD M	24 O'SULLIVAN C	44 GULLIKSEN K	71 BLONZ A	4:45	+3
5 SAGOSEN S	6 BARTHOLD S	11 OVERBY P	12 SAEVERAAS K	15 TONNESEN K	19 BJORNSEN K	24 O'SULLIVAN C	4:00	+2
6 BARTHOLD S	12 SAEVERAAS K	13 TOFT E	15 TONNESEN K	19 BJORNSEN K	24 O'SULLIVAN C	32 SOLSTAD T	0:25	+1
12 SAEVERAAS K	13 TOFT E	15 TONNESEN K	21 GULLERUD M	27 REINKIND H	44 GULLIKSEN K	71 BLONZ A	0:30	+1
5 SAGOSEN S	6 BARTHOLD S	12 SAEVERAAS K	15 TONNESEN K	19 BJORNSEN K	21 GULLERUD M	32 SOLSTAD T	0:37	+1
5 SAGOSEN S	6 BARTHOLD S	12 SAEVERAAS K	15 TONNESEN K	19 BJORNSEN K	21 GULLERUD M	24 O'SULLIVAN C	0:48	+1
3 AGA V	5 SAGOSEN S	12 SAEVERAAS K	27 REINKIND H	32 SOLSTAD T	44 GULLIKSEN K	71 BLONZ A	1:00	+1
5 SAGOSEN S	7 OVERJORDET S	11 OVERBY P	12 SAEVERAAS K	27 REINKIND H	44 GULLIKSEN K	71 BLONZ A	1:06	+1
6 BARTHOLD S	7 OVERJORDET S	13 TOFT E	15 TONNESEN K	32 SOLSTAD T	44 GULLIKSEN K	71 BLONZ A	1:24	+1
3 AGA V	11 OVERBY P	12 SAEVERAAS K	13 TOFT E	27 REINKIND H	44 GULLIKSEN K	71 BLONZ A	1:47	+1
6 BARTHOLD S	13 TOFT E	19 BJORNSEN K	21 GULLERUD M	24 O'SULLIVAN C	27 REINKIND H	30 BERGERUD T	0:03	0
11 OVERBY P	12 SAEVERAAS K	13 TOFT E	15 TONNESEN K	21 GULLERUD M	27 REINKIND H	44 GULLIKSEN K	0:12	0
5 SAGOSEN S	6 BARTHOLD S	13 TOFT E	15 TONNESEN K	19 BJORNSEN K	21 GULLERUD M	24 O'SULLIVAN C	0:14	0
13 TOFT E	15 TONNESEN K	21 GULLERUD M	24 O'SULLIVAN C	27 REINKIND H	44 GULLIKSEN K	71 BLONZ A	0:25	0
5 SAGOSEN S	6 BARTHOLD S	13 TOFT E	19 BJORNSEN K	21 GULLERUD M	24 O'SULLIVAN C	27 REINKIND H	0:28	0
6 BARTHOLD S	11 OVERBY P	12 SAEVERAAS K	13 TOFT E	19 BJORNSEN K	24 O'SULLIVAN C	27 REINKIND H	0:33	0
6 BARTHOLD S	12 SAEVERAAS K	13 TOFT E	15 TONNESEN K	32 SOLSTAD T	44 GULLIKSEN K	71 BLONZ A	0:39	0
11 OVERBY P	12 SAEVERAAS K	13 TOFT E	15 TONNESEN K	21 GULLERUD M	24 O'SULLIVAN C	44 GULLIKSEN K	1:10	0
6 BARTHOLD S	11 OVERBY P	12 SAEVERAAS K	13 TOFT E	15 TONNESEN K	19 BJORNSEN K	24 O'SULLIVAN C	1:14	0
7 OVERJORDET S	11 OVERBY P	12 SAEVERAAS K	13 TOFT E	27 REINKIND H	44 GULLIKSEN K	71 BLONZ A	1:22	0
5 SAGOSEN S	12 SAEVERAAS K	13 TOFT E	15 TONNESEN K	21 GULLERUD M	24 O'SULLIVAN C	44 GULLIKSEN K	1:37	0
5 SAGOSEN S	6 BARTHOLD S	12 SAEVERAAS K	15 TONNESEN K	19 BJORNSEN K	24 O'SULLIVAN C	32 SOLSTAD T	1:44	0
11 OVERBY P	12 SAEVERAAS K	13 TOFT E	21 GULLERUD M	27 REINKIND H	44 GULLIKSEN K	71 BLONZ A	2:06	0
3 AGA V	5 SAGOSEN S	11 OVERBY P	12 SAEVERAAS K	27 REINKIND H	44 GULLIKSEN K	71 BLONZ A	2:27	0
6 BARTHOLD S	11 OVERBY P	12 SAEVERAAS K	13 TOFT E	21 GULLERUD M	24 O'SULLIVAN C	27 REINKIND H	2:55	0
5 SAGOSEN S	6 BARTHOLD S	11 OVERBY P	12 SAEVERAAS K	15 TONNESEN K	19 BJORNSEN K	21 GULLERUD M	3:24	0
5 SAGOSEN S	6 BARTHOLD S	19 BJORNSEN K	21 GULLERUD M	24 O'SULLIVAN C	27 REINKIND H	30 BERGERUD T	11:55	0
5 SAGOSEN S	7 OVERJORDET S	12 SAEVERAAS K	27 REINKIND H	32 SOLSTAD T	44 GULLIKSEN K	71 BLONZ A	0:29	-1
5 SAGOSEN S	6 BARTHOLD S	12 SAEVERAAS K	13 TOFT E	21 GULLERUD M	24 O'SULLIVAN C	27 REINKIND H	0:36	-1
6 BARTHOLD S	11 OVERBY P	13 TOFT E	19 BJORNSEN K	21 GULLERUD M	24 O'SULLIVAN C	27 REINKIND H	1:04	-1
12 SAEVERAAS K	13 TOFT E	21 GULLERUD M	24 O'SULLIVAN C	27 REINKIND H	44 GULLIKSEN K	71 BLONZ A	1:21	-1
3 AGA V	12 SAEVERAAS K	13 TOFT E	15 TONNESEN K	32 SOLSTAD T	44 GULLIKSEN K	71 BLONZ A	4:25	-3

**NOR - Norway**

Empty Net								Time Played	GF	GA
6 BARTHOLD S	7 OVERJORDET S	13 TOFT E	15 TONNESEN K	32 SOLSTAD T	44 GULLIKSEN K	71 BLONZ A	1:24	1	0	
6 BARTHOLD S	11 OVERBY P	13 TOFT E	19 BJORNSEN K	21 GULLERUD M	24 O'SULLIVAN C	27 REINKIND H	1:04	0	1	
5 SAGOSEN S	6 BARTHOLD S	13 TOFT E	19 BJORNSEN K	21 GULLERUD M	24 O'SULLIVAN C	27 REINKIND H	0:28	0	0	
13 TOFT E	15 TONNESEN K	21 GULLERUD M	24 O'SULLIVAN C	27 REINKIND H	44 GULLIKSEN K	71 BLONZ A	0:25	0	0	
5 SAGOSEN S	6 BARTHOLD S	13 TOFT E	15 TONNESEN K	19 BJORNSEN K	21 GULLERUD M	24 O'SULLIVAN C	0:14	0	0	

THU 13 JAN 2022

Start Time: 20:30

Kosice

Match No: 31

Attendance: 1.568

## NOR 35 - 25 SVK

SVK - Slovakia

Lineup efficiency							Time Played	GF	GA
1 PAUL T	3 HRUSCAK P	18 PROKOP J	20 URBAN T	21 DURIS L	23 PECHY L	49 SLANINKA M	5:13	1	3
1 PAUL T	3 HRUSCAK P	18 PROKOP J	20 URBAN T	23 PECHY L	49 SLANINKA M	81 MIKITA J	4:28	2	1
7 MACHAC S	11 BRIATKA M	19 POTISK M	25 KOVACECH M	30 HNIDAK M	39 SMETANKA T	67 ZERNOVIC M	4:14	3	1
1 PAUL T	3 HRUSCAK P	18 PROKOP J	20 URBAN T	21 DURIS L	23 PECHY L	48 KALAFUT D	3:43	2	0
7 MACHAC S	11 BRIATKA M	18 PROKOP J	25 KOVACECH M	49 SLANINKA M	67 ZERNOVIC M	81 MIKITA J	3:36	1	3
7 MACHAC S	11 BRIATKA M	19 POTISK M	25 KOVACECH M	49 SLANINKA M	67 ZERNOVIC M	81 MIKITA J	3:20	0	3
1 PAUL T	7 MACHAC S	11 BRIATKA M	19 POTISK M	25 KOVACECH M	30 HNIDAK M	39 SMETANKA T	3:13	1	2
1 PAUL T	18 PROKOP J	20 URBAN T	21 DURIS L	23 PECHY L	30 HNIDAK M	48 KALAFUT D	2:47	0	1
1 PAUL T	7 MACHAC S	18 PROKOP J	20 URBAN T	23 PECHY L	49 SLANINKA M	81 MIKITA J	2:46	0	3
1 PAUL T	3 HRUSCAK P	20 URBAN T	23 PECHY L	48 KALAFUT D	49 SLANINKA M	81 MIKITA J	2:36	0	1
1 PAUL T	7 MACHAC S	11 BRIATKA M	19 POTISK M	25 KOVACECH M	30 HNIDAK M	81 MIKITA J	2:11	2	1
1 PAUL T	3 HRUSCAK P	19 POTISK M	20 URBAN T	21 DURIS L	23 PECHY L	48 KALAFUT D	1:43	1	1
1 PAUL T	3 HRUSCAK P	19 POTISK M	20 URBAN T	23 PECHY L	48 KALAFUT D	49 SLANINKA M	1:40	1	1
1 PAUL T	20 URBAN T	23 PECHY L	30 HNIDAK M	48 KALAFUT D	49 SLANINKA M	81 MIKITA J	1:39	1	1
1 PAUL T	18 PROKOP J	20 URBAN T	21 DURIS L	23 PECHY L	48 KALAFUT D	81 MIKITA J	1:37	1	1
7 MACHAC S	11 BRIATKA M	18 PROKOP J	25 KOVACECH M	39 SMETANKA T	49 SLANINKA M	67 ZERNOVIC M	1:35	2	3
7 MACHAC S	11 BRIATKA M	18 PROKOP J	25 KOVACECH M	30 HNIDAK M	39 SMETANKA T	67 ZERNOVIC M	1:19	2	0
3 HRUSCAK P	18 PROKOP J	20 URBAN T	21 DURIS L	23 PECHY L	49 SLANINKA M	81 MIKITA J	1:18	0	0
11 BRIATKA M	18 PROKOP J	20 URBAN T	21 DURIS L	23 PECHY L	30 HNIDAK M	49 SLANINKA M	1:10	1	0
1 PAUL T	3 HRUSCAK P	18 PROKOP J	20 URBAN T	23 PECHY L	39 SMETANKA T	49 SLANINKA M	1:10	1	1
1 PAUL T	18 PROKOP J	20 URBAN T	21 DURIS L	23 PECHY L	30 HNIDAK M	49 SLANINKA M	0:57	1	0
1 PAUL T	20 URBAN T	21 DURIS L	23 PECHY L	30 HNIDAK M	48 KALAFUT D	49 SLANINKA M	0:47	1	0
1 PAUL T	7 MACHAC S	11 BRIATKA M	20 URBAN T	39 SMETANKA T	49 SLANINKA M	81 MIKITA J	0:40	0	0
1 PAUL T	3 HRUSCAK P	19 POTISK M	20 URBAN T	21 DURIS L	23 PECHY L	49 SLANINKA M	0:36	0	0
7 MACHAC S	11 BRIATKA M	19 POTISK M	25 KOVACECH M	39 SMETANKA T	67 ZERNOVIC M	81 MIKITA J	0:36	1	0
1 PAUL T	19 POTISK M	20 URBAN T	21 DURIS L	23 PECHY L	30 HNIDAK M	48 KALAFUT D	0:32	0	0
1 PAUL T	3 HRUSCAK P	7 MACHAC S	11 BRIATKA M	20 URBAN T	39 SMETANKA T	49 SLANINKA M	0:24	0	1
1 PAUL T	7 MACHAC S	11 BRIATKA M	19 POTISK M	20 URBAN T	30 HNIDAK M	39 SMETANKA T	0:24	0	0
1 PAUL T	18 PROKOP J	20 URBAN T	23 PECHY L	30 HNIDAK M	49 SLANINKA M	81 MIKITA J	0:23	0	0
1 PAUL T	11 BRIATKA M	20 URBAN T	23 PECHY L	30 HNIDAK M	48 KALAFUT D	49 SLANINKA M	0:22	0	0
1 PAUL T	3 HRUSCAK P	18 PROKOP J	20 URBAN T	21 DURIS L	49 SLANINKA M	81 MIKITA J	0:21	0	1
1 PAUL T	3 HRUSCAK P	20 URBAN T	21 DURIS L	23 PECHY L	48 KALAFUT D	49 SLANINKA M	0:21	0	3
7 MACHAC S	11 BRIATKA M	18 PROKOP J	25 KOVACECH M	30 HNIDAK M	67 ZERNOVIC M	81 MIKITA J	0:20	0	0
1 PAUL T	18 PROKOP J	20 URBAN T	23 PECHY L	30 HNIDAK M	48 KALAFUT D	81 MIKITA J	0:18	0	0
1 PAUL T	18 PROKOP J	20 URBAN T	23 PECHY L	30 HNIDAK M	48 KALAFUT D	49 SLANINKA M	0:17	0	0
7 MACHAC S	11 BRIATKA M	25 KOVACECH M	30 HNIDAK M	39 SMETANKA T	49 SLANINKA M	67 ZERNOVIC M	0:15	0	1
1 PAUL T	11 BRIATKA M	20 URBAN T	23 PECHY L	30 HNIDAK M	49 SLANINKA M	81 MIKITA J	0:13	0	1
7 MACHAC S	11 BRIATKA M	19 POTISK M	25 KOVACECH M	30 HNIDAK M	67 ZERNOVIC M	81 MIKITA J	0:11	0	0
1 PAUL T	3 HRUSCAK P	20 URBAN T	21 DURIS L	23 PECHY L	49 SLANINKA M	81 MIKITA J	0:10	0	1
1 PAUL T	11 BRIATKA M	20 URBAN T	21 DURIS L	23 PECHY L	30 HNIDAK M	49 SLANINKA M	0:09	0	0
7 MACHAC S	11 BRIATKA M	19 POTISK M	25 KOVACECH M	30 HNIDAK M	39 SMETANKA T	49 SLANINKA M	0:07	0	0
3 HRUSCAK P	20 URBAN T	21 DURIS L	23 PECHY L	48 KALAFUT D	49 SLANINKA M	81 MIKITA J	0:04	0	0
3 HRUSCAK P	19 POTISK M	20 URBAN T	21 DURIS L	23 PECHY L	49 SLANINKA M	81 MIKITA J	0:04	0	0
1 PAUL T	19 POTISK M	20 URBAN T	23 PECHY L	30 HNIDAK M	48 KALAFUT D	49 SLANINKA M	0:04	0	0
11 BRIATKA M	18 PROKOP J	20 URBAN T	23 PECHY L	30 HNIDAK M	48 KALAFUT D	49 SLANINKA M	0:04	0	0
7 MACHAC S	11 BRIATKA M	19 POTISK M	25 KOVACECH M	30 HNIDAK M	49 SLANINKA M	67 ZERNOVIC M	0:03	0	0

Score development							Time Played	G Diff.
7 MACHAC S	11 BRIATKA M	18 PROKOP J	25 KOVACECH M	30 HNIDAK M	39 SMETANKA T	67 ZERNOVIC M	1:19	+2
1 PAUL T	3 HRUSCAK P	18 PROKOP J	20 URBAN T	21 DURIS L	23 PECHY L	48 KALAFUT D	3:43	+2
7 MACHAC S	11 BRIATKA M	19 POTISK M	25 KOVACECH M	30 HNIDAK M	39 SMETANKA T	67 ZERNOVIC M	4:14	+2
7 MACHAC S	11 BRIATKA M	19 POTISK M	25 KOVACECH M	39 SMETANKA T	67 ZERNOVIC M	81 MIKITA J	0:36	+1
1 PAUL T	20 URBAN T	21 DURIS L	23 PECHY L	30 HNIDAK M	48 KALAFUT D	49 SLANINKA M	0:47	+1
1 PAUL T	18 PROKOP J	20 URBAN T	21 DURIS L	23 PECHY L	30 HNIDAK M	49 SLANINKA M	0:57	+1
11 BRIATKA M	18 PROKOP J	20 URBAN T	21 DURIS L	23 PECHY L	30 HNIDAK M	49 SLANINKA M	1:10	+1
1 PAUL T	7 MACHAC S	11 BRIATKA M	19 POTISK M	25 KOVACECH M	30 HNIDAK M	81 MIKITA J	2:11	+1
1 PAUL T	3 HRUSCAK P	18 PROKOP J	20 URBAN T	23 PECHY L	49 SLANINKA M	81 MIKITA J	4:28	+1
7 MACHAC S	11 BRIATKA M	19 POTISK M	25 KOVACECH M	30 HNIDAK M	49 SLANINKA M	67 ZERNOVIC M	0:03	0
3 HRUSCAK P	20 URBAN T	21 DURIS L	23 PECHY L	48 KALAFUT D	49 SLANINKA M	81 MIKITA J	0:04	0
3 HRUSCAK P	19 POTISK M	20 URBAN T	21 DURIS L	23 PECHY L	49 SLANINKA M	81 MIKITA J	0:04	0
1 PAUL T	19 POTISK M	20 URBAN T	23 PECHY L	30 HNIDAK M	48 KALAFUT D	49 SLANINKA M	0:04	0
11 BRIATKA M	18 PROKOP J	20 URBAN T	23 PECHY L	30 HNIDAK M	48 KALAFUT D	49 SLANINKA M	0:04	0
7 MACHAC S	11 BRIATKA M	19 POTISK M	25 KOVACECH M	30 HNIDAK M	39 SMETANKA T	49 SLANINKA M	0:07	0
1 PAUL T	11 BRIATKA M	20 URBAN T	21 DURIS L	23 PECHY L	30 HNIDAK M	49 SLANINKA M	0:09	0
7 MACHAC S	11 BRIATKA M	19 POTISK M	25 KOVACECH M	30 HNIDAK M	67 ZERNOVIC M	81 MIKITA J	0:11	0
1 PAUL T	18 PROKOP J	20 URBAN T	23 PECHY L	30 HNIDAK M	48 KALAFUT D	49 SLANINKA M	0:17	0
1 PAUL T	18 PROKOP J	20 URBAN T	23 PECHY L	30 HNIDAK M	48 KALAFUT D	81 MIKITA J	0:18	0
7 MACHAC S	11 BRIATKA M	18 PROKOP J	25 KOVACECH M	30 HNIDAK M	67 ZERNOVIC M	81 MIKITA J	0:20	0
1 PAUL T	11 BRIATKA M	20 URBAN T	23 PECHY L	30 HNIDAK M	48 KALAFUT D	49 SLANINKA M	0:22	0

THU 13 JAN 2022

Start Time: 20:30

Kosice

Attendance: 1.568

Match No: 31

**NOR 35 - 25 SVK**

SVK - Slovakia

Score development								Time Played	G Diff.
1 PAUL T	18 PROKOP J	20 URBAN T	23 PECHY L	30 HNIDAK M	49 SLANINKA M	81 MIKITA J	0:23	0	
1 PAUL T	7 MACHAC S	11 BRIATKA M	19 POTISK M	20 URBAN T	30 HNIDAK M	39 SMETANKA T	0:24	0	
1 PAUL T	19 POTISK M	20 URBAN T	21 DURIS L	23 PECHY L	30 HNIDAK M	48 KALAFUT D	0:32	0	
1 PAUL T	3 HRUSCAK P	19 POTISK M	20 URBAN T	21 DURIS L	23 PECHY L	49 SLANINKA M	0:36	0	
1 PAUL T	7 MACHAC S	11 BRIATKA M	20 URBAN T	39 SMETANKA T	49 SLANINKA M	81 MIKITA J	0:40	0	
1 PAUL T	3 HRUSCAK P	18 PROKOP J	20 URBAN T	23 PECHY L	39 SMETANKA T	49 SLANINKA M	1:10	0	
3 HRUSCAK P	18 PROKOP J	20 URBAN T	21 DURIS L	23 PECHY L	49 SLANINKA M	81 MIKITA J	1:18	0	
1 PAUL T	18 PROKOP J	20 URBAN T	21 DURIS L	23 PECHY L	48 KALAFUT D	81 MIKITA J	1:37	0	
1 PAUL T	20 URBAN T	23 PECHY L	30 HNIDAK M	48 KALAFUT D	49 SLANINKA M	81 MIKITA J	1:39	0	
1 PAUL T	3 HRUSCAK P	19 POTISK M	20 URBAN T	23 PECHY L	48 KALAFUT D	49 SLANINKA M	1:40	0	
1 PAUL T	3 HRUSCAK P	19 POTISK M	20 URBAN T	21 DURIS L	23 PECHY L	48 KALAFUT D	1:43	0	
1 PAUL T	3 HRUSCAK P	20 URBAN T	21 DURIS L	23 PECHY L	49 SLANINKA M	81 MIKITA J	0:10	-1	
1 PAUL T	11 BRIATKA M	20 URBAN T	23 PECHY L	30 HNIDAK M	49 SLANINKA M	81 MIKITA J	0:13	-1	
7 MACHAC S	11 BRIATKA M	25 KOVACECH M	30 HNIDAK M	39 SMETANKA T	49 SLANINKA M	67 ZERNOVIC M	0:15	-1	
1 PAUL T	3 HRUSCAK P	18 PROKOP J	20 URBAN T	21 DURIS L	49 SLANINKA M	81 MIKITA J	0:21	-1	
1 PAUL T	3 HRUSCAK P	7 MACHAC S	11 BRIATKA M	20 URBAN T	39 SMETANKA T	49 SLANINKA M	0:24	-1	
7 MACHAC S	11 BRIATKA M	18 PROKOP J	25 KOVACECH M	39 SMETANKA T	49 SLANINKA M	67 ZERNOVIC M	1:35	-1	
1 PAUL T	3 HRUSCAK P	20 URBAN T	23 PECHY L	48 KALAFUT D	49 SLANINKA M	81 MIKITA J	2:36	-1	
1 PAUL T	18 PROKOP J	20 URBAN T	21 DURIS L	23 PECHY L	30 HNIDAK M	48 KALAFUT D	2:47	-1	
1 PAUL T	7 MACHAC S	11 BRIATKA M	19 POTISK M	25 KOVACECH M	30 HNIDAK M	39 SMETANKA T	3:13	-1	
7 MACHAC S	11 BRIATKA M	18 PROKOP J	25 KOVACECH M	49 SLANINKA M	67 ZERNOVIC M	81 MIKITA J	3:36	-2	
1 PAUL T	3 HRUSCAK P	18 PROKOP J	20 URBAN T	21 DURIS L	23 PECHY L	49 SLANINKA M	5:13	-2	
1 PAUL T	3 HRUSCAK P	20 URBAN T	21 DURIS L	23 PECHY L	48 KALAFUT D	49 SLANINKA M	0:21	-3	
1 PAUL T	7 MACHAC S	18 PROKOP J	20 URBAN T	23 PECHY L	49 SLANINKA M	81 MIKITA J	2:46	-3	
7 MACHAC S	11 BRIATKA M	19 POTISK M	25 KOVACECH M	49 SLANINKA M	67 ZERNOVIC M	81 MIKITA J	3:20	-3	

Empty Net								Time Played	GF	GA
3 HRUSCAK P	18 PROKOP J	20 URBAN T	21 DURIS L	23 PECHY L	49 SLANINKA M	81 MIKITA J	1:18	0	0	
11 BRIATKA M	18 PROKOP J	20 URBAN T	21 DURIS L	23 PECHY L	30 HNIDAK M	49 SLANINKA M	1:10	1	0	
7 MACHAC S	11 BRIATKA M	19 POTISK M	25 KOVACECH M	30 HNIDAK M	39 SMETANKA T	49 SLANINKA M	0:07	0	0	
3 HRUSCAK P	20 URBAN T	21 DURIS L	23 PECHY L	48 KALAFUT D	49 SLANINKA M	81 MIKITA J	0:04	0	0	
3 HRUSCAK P	19 POTISK M	20 URBAN T	21 DURIS L	23 PECHY L	49 SLANINKA M	81 MIKITA J	0:04	0	0	
11 BRIATKA M	18 PROKOP J	20 URBAN T	23 PECHY L	30 HNIDAK M	48 KALAFUT D	49 SLANINKA M	0:04	0	0	

Legend:  
G Diff. Goals Difference

THU 13 JAN 2022

Start Time: 20:30

## Results

Match No: 31

### NOR 35 - 25 SVK

(15 - 11) (20 - 14)

Kosice

Attendance: 1.568

Referees: BRUNNER Arthur (SUI) / SALAH Morad (SUI)

### Norway

Coach: BERGE Christian

Time outs: 2

No	Name	Total			Goals / Shots							Punishments			TP	
		Goals	Shots	%	7mP	6mC	Wing	BT	FB	FTO	9m	YC	RC	2M		
3	AGA Vetle Eck															9:39
5	SAGOSEN Sander	3	5	60	0/1		1/1			1/1	1/2				2	30:25
6	BARTHOLD Sebastian	4	6	67			2/3		2/3							32:03
7	OVERJORDET Sander	1	1	100							1/1					7:36
11	OVERBY Petter	1	1	100		1/1										23:20
12	SAEVERAAS Kristian															44:27
13	TOFT Erik Thorsteinsen	5	7	71						0/1	5/6					32:30
15	TONNESEN Kent Robin	4	7	57			0/1				4/6			1		30:48
19	BJORNSEN Kristian	2	3	67			2/3									26:29
21	GULLERUD Magnus	3	3	100		3/3								1	1	34:10
24	O'SULLIVAN Christian	1	1	100							1/1					35:17
27	REINKIND Harald	2	6	33		0/1	2/2				0/3					30:19
30	BERGERUD Torbjørn Sittrup															11:58
32	SOLSTAD Thomas	3	3	100		3/3										13:58
44	GULLIKSEN Kevin Maageroe	3	3	100			2/2		1/1							30:00
71	BLONZ Alexandre	3	5	60		2/2	1/3							1		27:01
Totals		35	51	69	0/1	9/10	10/15		3/4	1/2	12/19	1		5		60:00

No	Name	Total			Saves / Shots								
		Saves	Shots	%	7mP	6mC	Wing	BT	FB	FTO	9m		
12	SAEVERAAS Kristian	9	29	31	1/5	2/8	3/8						3/8
30	BERGERUD Torbjørn Sittrup	0	4	0	0/1		0/2	0/1					
EG			1										
Totals		9	34	26	1/6	2/8	3/10	0/1	0/1				3/8

### Slovakia

Coach: KUKUCKA Peter

Time outs: 3

No	Name	Total			Goals / Shots							Punishments			TP	
		Goals	Shots	%	7mP	6mC	Wing	BT	FB	FTO	9m	YC	RC	2M		
1	PAUL Teodor															41:44
3	HRUSCAK Patrik	0	2	0							0/2					23:51
7	MACHAC Simon	1	2	50		1/2										25:14
11	BRIATKA Martin	3	3	100		1/1	2/2									24:26
18	PROKOP Jakub	5	9	56		2/2		1/1	0/1		2/5					33:22
19	POTISK Martin	1	2	50		1/1	0/1									18:58
20	URBAN Tomas	6	7	86	3/4		3/3									39:00
21	DURIS Lubomir	0	1	0							0/1					21:32
23	PECHY Lukas	0	1	0			0/1						1			37:11
25	KOVACECH Marek	0	1	0			0/1									21:00
30	HNIDAK Marek	3	5	60		0/1	1/1				2/3					21:59
39	SMETANKA Tomas	3	3	100	2/2						1/1					13:57
48	KALAFUT Dominik	1	1	100					1/1							18:34
49	SLANINKA Martin	2	3	67		1/1	1/2						1			36:52
67	ZERNOVIC Marian															15:29
81	MIKITA Jakub													1		26:51
Totals		25	40	63	5/6	6/8	7/11	1/1	1/2		5/12	1		2		60:00

No	Name	Total			Saves / Shots						
		Saves	Shots	%	7mP	6mC	Wing	BT	FB	FTO	9m
1	PAUL Teodor	9	33	27	1/1	0/4	3/11		0/2	0/1	5/14
67	ZERNOVIC Marian	3	14	21		1/6	0/2		0/1	1/1	1/4
Totals		12	47	26	1/1	1/10	3/13		0/3	1/2	6/18

### Attacks

Team	All		Player Majority		Player Minority		Position Attacks		FB		Ind. FB		Team FB		TO	TO %
	G/Att.	%	G/Att.	%	G/Att.	%	G/Att.	%	G/Att.	%	G/Att.	%	G/Att.	%		
NOR	35/49	71	3/3	100	7/9	78	31/43	72	3/4	75			3/4	75	2	4
SVK	25/48	52	6/8	75	1/2	50	24/43	56	1/5	20			1/5	20	8	17

Legend:	
%	Efficiency
9m	9-metre Shots
FTO	Fast Throw off
TO	Turnover
2M	2-Minute Suspensions
BT	Breakthroughs
G/Att.	Goals/Attacks
TP	Time Played
6mC	6-metre Centre Shots
EG	Empty Goal
Ind.	Individual
YC	Yellow Cards
7m	7-metre Penalty Shots
FB	Fast Breaks
RC	Red Cards

THU 13 JAN 2022

Start Time: 20:30

## Play by Play

Match No: 31

Kosice

## NOR 35 - 25 SVK

(15 - 11) (20 - 14)

**Referees:** BRUNNER Arthur (SUI) / SALAH Morad (SUI)

<b>NOR</b>	3 AGA Vette Eck	5 SAGOSEN Sander	6 BARTHOLD Sebastian	7 OVERJORDET Sander
	11 OVERBY Petter	12 SAEVERAAS Kristian	13 TOFT Erik Thorsteinsen	15 TONNESEN Kent Robin
	19 BJORNSEN Kristian	21 GULLERUD Magnus	24 O'SULLIVAN Christian	27 REINKIND Harald
	30 BERGERUD Torbjorn Sittrup	32 SOLSTAD Thomas	44 GULLIKSEN Kevin Maageroe	71 BLONZ Alexandre
	A EGE Steinar	B BERGE Christian	C WILLE Jonas	D MARKUSSEN Harald

<b>SVK</b>	1 PAUL Teodor	3 HRUSCAK Patrik	7 MACHAC Simon	11 BRIATKA Martin
	18 PROKOP Jakub	19 POTISK Martin	20 URBAN Tomas	21 DURIS Lubomir
	23 PECHY Lukas	25 KOVACECH Marek	30 HNIDAK Marek	39 SMETANKA Tomas
	48 KALAFUT Dominik	49 SLANINKA Martin	67 ZERNOVIC Marian	81 MIKITA Jakub
	A VALO Daniel	B KUKUCKA Peter	C PUTERA Milos	D BUTTNER Christian

### 1st HALF

Match Time	NOR - Norway	Score	Lead	SVK - Slovakia
0:00	30 BERGERUD T Goalkeeper			1 PAUL T Goalkeeper
2:35	27 REINKIND H Shot right 9m blocked			3 HRUSCAK P Block
2:51	27 REINKIND H Goal left wing bottom left (5 SAGOSEN S), 107 km/h	1 - 0	+1	
3:15				21 DURIS L Turnover
3:15	6 BARTHOLD S Goal fast break bottom left (27 REINKIND H)	2 - 0	+2	
3:35				3 HRUSCAK P Shot right 9m missed
3:44	24 O'SULLIVAN C Goal centre 9m top right	3 - 0	+3	
4:27		3 - 1	+2	18 PROKOP J Goal breakthrough bottom left, 132 km/h
5:25	5 SAGOSEN S Shot centre 9m saved bottom left			
5:46	6 BARTHOLD S Shot left wing missed			
6:23		3 - 2	+1	20 URBAN T Goal right wing bottom centre (3 HRUSCAK P), 80 km/h
6:40				49 SLANINKA M Warning (yellow card)
7:01	21 GULLERUD M Goal centre 6m bottom left (5 SAGOSEN S), 74 km/h	4 - 2	+2	
7:58		4 - 3	+1	49 SLANINKA M Goal right wing bottom right (21 DURIS L), 96 km/h
8:42	27 REINKIND H Shot centre 9m saved top right			
9:43				21 DURIS L Shot centre 9m missed
9:52	6 BARTHOLD S Shot fast break missed			
10:31	21 GULLERUD M Warning (yellow card)			
10:54	5 SAGOSEN S 2-minutes suspension			
10:55				
11:15	21 GULLERUD M 7m caused			48 KALAFUT D 7m received
11:30		4 - 4	0	20 URBAN T Goal Penalty shot bottom left (48 KALAFUT D), 107 km/h
11:58	5 SAGOSEN S for 30 BERGERUD T Empty goal			
12:11	30 BERGERUD T for 19 BJORNSEN K Goalkeeper back			
12:10	27 REINKIND H Goal right wing bottom left, 98 km/h	5 - 4	+1	
12:11	21 GULLERUD M 2-minutes suspension			
12:11	12 SAEVERAAS K for 30 BERGERUD T Goalkeeper Substitution			
12:11	21 GULLERUD M 7m caused			20 URBAN T 7m received
12:20		5 - 5	0	20 URBAN T Goal Penalty shot bottom right, 100 km/h
12:47	19 BJORNSEN K for 12 SAEVERAAS K Empty goal			
13:11	24 O'SULLIVAN C Turnover			48 KALAFUT D Steal
13:27		5 - 6	-1	48 KALAFUT D Goal fast break bottom centre
14:06	12 SAEVERAAS K for 19 BJORNSEN K Goalkeeper back			
14:02	6 BARTHOLD S Goal left wing bottom centre	6 - 6	0	
14:12				
14:45		6 - 7	-1	18 PROKOP J Goal centre 6m bottom right, 48 km/h
14:59	27 REINKIND H Shot right 9m saved middle left			
16:15				18 PROKOP J Shot centre 9m saved bottom left
16:32	19 BJORNSEN K Shot right wing saved middle right			
17:23				49 SLANINKA M Technical Fault (FB)
18:00	13 TOFT E Goal centre 9m bottom left, 130 km/h	7 - 7	0	
18:14		7 - 8	-1	20 URBAN T Goal right wing top left (21 DURIS L), 115 km/h
18:58	15 TONNESEN K Goal centre 9m top left, 97 km/h	8 - 8	0	
18:59				81 MIKITA J 2-minutes suspension
18:59				18 PROKOP J for 1 PAUL T Empty goal
19:00				
19:44				1 PAUL T for 23 PECHY L Goalkeeper back
19:55				18 PROKOP J Shot centre 9m saved bottom left



THU 13 JAN 2022  
Start Time: 20:30

**Play by Play**  
Match No: 31

Kosice

**NOR 35 - 25 SVK**

(15 - 11) (20 - 14)

**1st HALF**

Match Time	NOR - Norway	Score	Lead	SVK - Slovakia
20:16	15 TONNESEN K Goal centre 9m top left (5 SAGOSEN S), 123 km/h	9 - 8	+1	
20:25				21 DURIS L for 1 PAUL T Empty goal
21:00				
21:06				1 PAUL T for 81 MIKITA J Goalkeeper back
21:29				Turnover bench/team
22:19	5 SAGOSEN S Goal left wing bottom right (24 O'SULLIVAN C), 113 km/h	10 - 8	+2	
22:55				3 HRUSCAK P Shot right 9m missed
23:25	19 BJORNSEN K Goal right wing bottom left (15 TONNESEN K), 96 km/h	11 - 8	+3	
23:58				21 DURIS L Turnover (FB)
24:04	6 BARTHOLD S Goal fast break bottom left, 106 km/h	12 - 8	+4	
24:04				Team timeout
24:34	5 SAGOSEN S 7m caused			30 HNIDAK M 7m received
24:44		12 - 9	+3	20 URBAN T Goal Penalty shot bottom centre (30 HNIDAK M), 93 km/h
25:47		12 - 10	+2	20 URBAN T Goal right wing bottom left, 123 km/h
25:54	5 SAGOSEN S Goal fast throw off bottom right, 101 km/h	13 - 10	+3	
26:21	24 O'SULLIVAN C Block			18 PROKOP J Shot centre 9m blocked
27:16	32 SOLSTAD T 7m received			23 PECHY L 7m caused
27:16				23 PECHY L 2-minutes suspension
27:17				
27:28	5 SAGOSEN S Penalty shot saved top left			
27:45	19 BJORNSEN K Goal right wing top left (5 SAGOSEN S), 104 km/h	14 - 10	+4	
28:02				11 BRIATKA M for 1 PAUL T Empty goal
28:38		14 - 11	+3	49 SLANINKA M Goal centre 6m bottom left (18 PROKOP J), 116 km/h
28:46				1 PAUL T for 18 PROKOP J Goalkeeper back
28:57	5 SAGOSEN S Goal centre 9m bottom left, 133 km/h	15 - 11	+4	
29:08				21 DURIS L for 1 PAUL T Empty goal
29:17				
29:27				30 HNIDAK M Shot right 9m saved bottom right
29:27	5 SAGOSEN S 2-minutes suspension			
29:28				
29:38	Team timeout			
29:38				1 PAUL T for 18 PROKOP J Goalkeeper back
29:46	24 O'SULLIVAN C for 12 SAEVERAAS K Empty goal			
30:00	15 TONNESEN K Shot centre 9m saved middle centre			
30:00				

**2nd HALF**

Match Time	NOR - Norway	Score	Lead	SVK - Slovakia
30:00	12 SAEVERAAS K Goalkeeper			1 PAUL T Goalkeeper
30:48	13 TOFT E Goal centre 9m bottom right, 110 km/h	16 - 11	+5	
31:28				
31:24		16 - 12	+4	18 PROKOP J Goal centre 9m top left, 111 km/h
32:00	15 TONNESEN K Shot right wing saved bottom right			
32:12				18 PROKOP J Shot fast break missed
32:53	71 BLONZ A Goal left wing bottom right (24 O'SULLIVAN C), 69 km/h	17 - 12	+5	
33:03	13 TOFT E Steal			18 PROKOP J Turnover
33:17	71 BLONZ A Shot left wing saved top left			
34:01				23 PECHY L Shot left wing saved bottom centre
34:34	13 TOFT E Goal centre 9m top left (24 O'SULLIVAN C), 118 km/h	18 - 12	+6	
35:32	21 GULLERUD M 7m caused			48 KALAFUT D 7m received
35:32				20 URBAN T Penalty shot saved middle right
36:14	44 GULLIKSEN K Goal right wing bottom left (15 TONNESEN K), 23 km/h	19 - 12	+7	
36:22	15 TONNESEN K 2-minutes suspension			
36:23				
36:38		19 - 13	+6	39 SMETANKA T Goal centre 9m bottom right, 82 km/h
37:14	13 TOFT E Goal left 9m middle left, 117 km/h	20 - 13	+7	
37:43				49 SLANINKA M Shot right wing post
38:02	24 O'SULLIVAN C for 12 SAEVERAAS K Empty goal			
38:23				
38:27	12 SAEVERAAS K for 24 O'SULLIVAN C Goalkeeper back			
38:20	71 BLONZ A Goal centre 6m middle left (21 GULLERUD M), 99 km/h	21 - 13	+8	
38:27				Team timeout
38:47				30 HNIDAK M Turnover (FB)
39:07	21 GULLERUD M Goal centre 6m top left	22 - 13	+9	
39:24		22 - 14	+8	11 BRIATKA M Goal left wing bottom right (39 SMETANKA T), 80 km/h
40:04	71 BLONZ A Shot left wing post			

THU 13 JAN 2022

Start Time: 20:30

## Play by Play

Match No: 31

Kosice

### NOR 35 - 25 SVK

(15 - 11) (20 - 14)

#### 2nd HALF

Match Time	NOR - Norway	Score	Lead	SVK - Slovakia
40:32		22 - 15	+7	30 HNIDAK M Goal right 9m bottom left (19 POTISK M), 128 km/h
41:17	21 GULLERUD M Goal centre 6m bottom left (24 O'SULLIVAN C), 106 km/h	23 - 15	+8	
41:45		23 - 16	+7	19 POTISK M Goal centre 6m bottom left, 121 km/h
42:20	27 REINKIND H Turnover			
42:53				19 POTISK M Shot left wing saved middle right
43:26	13 TOFT E Goal centre 9m top left, 135 km/h	24 - 16	+8	
43:42				7 MACHAC S Technical Fault
44:11	13 TOFT E Shot centre 9m saved middle right			
44:24				67 ZERNOVIC M for 1 PAUL T Goalkeeper Substitution
44:51				30 HNIDAK M Shot centre 6m saved bottom right
45:03	27 REINKIND H Shot centre 6m saved middle left			
46:09	11 OVERBY P Goal centre 6m bottom left (5 SAGOSEN S), 71 km/h	25 - 16	+9	
47:23				19 POTISK M Technical Fault
47:28	44 GULLIKSEN K Goal fast break top right, 71 km/h	26 - 16	+10	
47:55	27 REINKIND H 7m caused			39 SMETANKA T 7m received
48:11		26 - 17	+9	39 SMETANKA T Goal Penalty shot bottom left, 84 km/h
49:00	7 OVERJORDET S Goal centre 9m top right, 109 km/h	27 - 17	+10	
49:58		27 - 18	+9	11 BRIATKA M Goal centre 6m bottom right, 98 km/h
50:03	Team timeout			
50:30	32 SOLSTAD T Goal centre 6m bottom right (13 TOFT E), 126 km/h	28 - 18	+10	
50:44				39 SMETANKA T 7m received
50:44	71 BLONZ A 7m caused			7 MACHAC S 7m received
50:45				
50:47		28 - 19	+9	39 SMETANKA T Goal Penalty shot top centre (7 MACHAC S), 65 km/h
51:02	6 BARTHOLD S for 12 SAEVERAAS K Empty goal			
50:55	71 BLONZ A 2-minutes suspension			
51:29	6 BARTHOLD S Goal right wing top right (13 TOFT E), 94 km/h	29 - 19	+10	
52:00	12 SAEVERAAS K for 7 OVERJORDET S Goalkeeper back			
51:51				7 MACHAC S Shot centre 6m saved bottom left
52:02	7 OVERJORDET S for 12 SAEVERAAS K Empty goal			
52:28	12 SAEVERAAS K for 7 OVERJORDET S Goalkeeper back			
52:26	32 SOLSTAD T Goal centre 6m middle right (15 TONNESEN K), 122 km/h	30 - 19	+11	
52:45				
52:44		30 - 20	+10	11 BRIATKA M Goal left wing bottom left (49 SLANINKA M), 69 km/h
53:34	15 TONNESEN K Goal right 9m top right, 123 km/h	31 - 20	+11	
54:07		31 - 21	+10	18 PROKOP J Goal centre 9m middle left (30 HNIDAK M), 113 km/h
54:40	15 TONNESEN K Shot centre 9m saved bottom right			
55:11		31 - 22	+9	18 PROKOP J Goal centre 6m bottom left, 98 km/h
55:24	44 GULLIKSEN K Goal right wing top left (15 TONNESEN K), 100 km/h	32 - 22	+10	
56:05		32 - 23	+9	30 HNIDAK M Goal right wing bottom right (39 SMETANKA T), 92 km/h
56:58	15 TONNESEN K Goal right 9m bottom right, 126 km/h	33 - 23	+10	
57:40		33 - 24	+9	7 MACHAC S Goal centre 6m bottom centre (39 SMETANKA T), 71 km/h
58:27	32 SOLSTAD T Goal centre 6m middle centre (15 TONNESEN K), 78 km/h	34 - 24	+10	
59:01		34 - 25	+9	30 HNIDAK M Goal centre 9m bottom left, 113 km/h
59:18	13 TOFT E Shot fast throw off saved bottom left			
59:18				Team timeout
59:38				30 HNIDAK M for 67 ZERNOVIC M Empty goal
59:45				67 ZERNOVIC M for 19 POTISK M Goalkeeper back
59:45				25 KOVACECH M Shot right wing saved top centre
59:59	71 BLONZ A Goal flying throw middle left (13 TOFT E), 85 km/h	35 - 25	+10	

THU 13 JAN 2022  
Start Time: 20:30

## Match Team Statistics

Kosice

Match No: 31

**NOR 35 - 25 SVK**

(15 - 11) (20 - 14)

Referees: BRUNNER Arthur (SUI) / SALAH Morad (SUI)

**NOR - Norway** Coach: BERGE Christian

Time outs: 2

No.	Name	Total			All Goals / Shots							Punishments				Offence			Defence			TP		
		Goals	Shots	%	7mP	7m%	6mC	Wing	BT	FB	FTO	9m	9m	YC	RC	2M	2+2	AS	R7	TO/TF	ST		BS	P7
3	AGA Vetle Eck																							9:39
5	SAGOSEN Sander	3	5	60	0/1	0		1/1			1/1	1/2			2		5						1	30:25
6	BARTHOLD Sebastian	4	6	67				2/3		2/3														32:03
7	OVERJORDET Sander	1	1	100							1/1													7:36
11	OVERBY Petter	1	1	100			1/1																	23:20
12	SAEVERAAS Kristian																							44:27
13	TOFT Erik Thorsteinsen	5	7	71							0/1	5/6					3				1			32:30
15	TONNESEN Kent Robin	4	7	57				0/1				4/6			1		5				1			30:48
19	BJORNSEN Kristian	2	3	67				2/3																26:29
21	GULLERUD Magnus	3	3	100			3/3						1		1		1				1		3	34:10
24	O'SULLIVAN Christian	1	1	100							1/1						4		1			1		35:17
27	REINKIND Harald	2	6	33			0/1	2/2				0/3					1		1				1	30:19
30	BERGERUD Torbjørn Sittrup																							11:58
32	SOLSTAD Thomas	3	3	100			3/3											1						13:58
44	GULLIKSEN Kevin Maageroe	3	3	100				2/2		1/1														30:00
71	BLONZ Alexandre	3	5	60			2/2	1/3							1								1	27:01
Totals		35	51	69	0/1	0	9/10	10/15			3/4	1/2	12/19	1		5	19	1	2		3	1	6	

No.	Name	Total			All Saves / Shots										
		Saves	Shots	%	7mP	7m%	6mC	Wing	BT	FB	FTO	9m	9m%	NS	NS%
12	SAEVERAAS Kristian	9	29	31	1/5	20	2/8	3/8				3/8	38	5/16	31
30	BERGERUD Torbjørn Sittrup	0	4	0	0/1	0		0/2	0/1					0/3	0
	EG		1												
Totals		9	34	26	1/6	17	2/8	3/10	0/1	0/1		3/8	38	5/19	26

## Attacks

Team	All		Player Majority		Player Minority		Position Attacks		FB		Ind. FB		Team FB		TO	TO %
	G/Att.	%	G/Att.	%	G/Att.	%	G/Att.	%	G/Att.	%	G/Att.	%	G/Att.	%		
NOR	35/49	71	3/3	100	7/9	78	31/43	72	3/4	75			3/4	75	2	4

## Team Shots

	Goals	Saves	Missed	Post	Blocked	Total	%	Prop %
6m Shots	9	1				10	90	20
Wing Shots	10	3	1	1		15	67	29
L R	4 6	1 2	1	1		7 8	57 75	14 16
9m Shots	12	6			1	19	63	37
L C R	1 9 2	5 1			1	1 14 4	100 64 50	2 27 8
7m Penalty Throws		1				1	0	2
Fast Breaks	3		1			4	75	8
Breakthroughs								0
Totals	35	12	2	1	1	51	69	100

Legend:	
%	Efficiency
9m	9-metre Shots
EG	Empty Goal
L	Left
R	Right
Wing	Wing Shots
2M	2-Minute Suspensions
AS	Assists
FB	Fast Breaks
NS	Near Shots
RC	Red Cards
YC	YC
2+2	2+2 Minute Suspensions
BS	Blocked Shots
FTO	Fast Throw off
P7	Penalty 7-metre Fouls
ST	Steals
6mC	6-metre Centre Shots
BT	Breakthroughs
G/Att.	Goals/Attacks
Prop %	Proportion of Goals
TO/TF	Turnover/Technical Faults
7mP	7-metre Penalty Shots
C	Center
Ind.	Individual
R7	Received 7-metre Fouls
TP	Time Played

## Match Team Statistics

Match No: 31

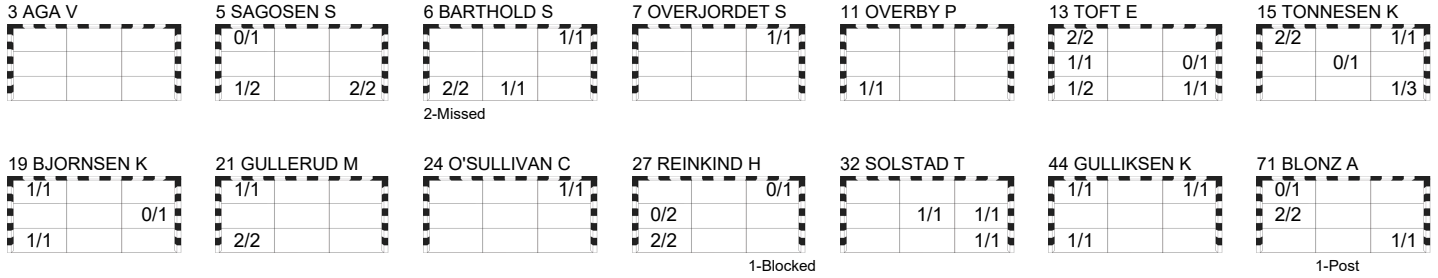
Kosice

**NOR 35 - 25 SVK**  
(15 - 11) (20 - 14)

Referees: BRUNNER Arthur (SUI) / SALAH Morad (SUI)

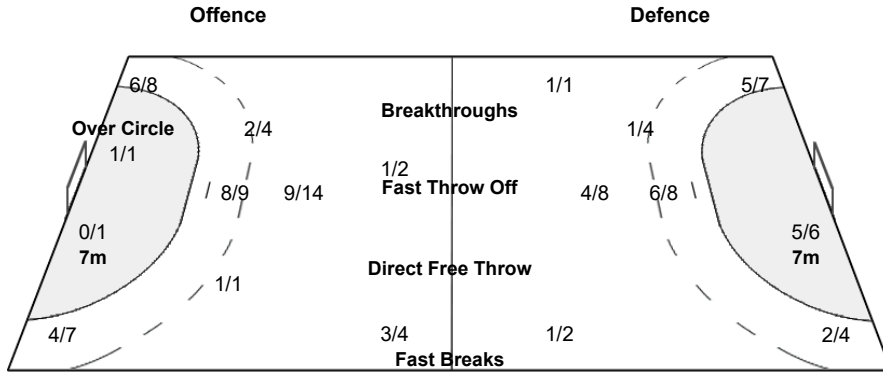
## NOR - Norway

### OverView of Shot Distribution



**Team Goals / Shots**

7/9	5/6
3/5	1/3
11/13	6/8
2-Missed	1-Post
1-Blocked	



**Goalkeepers Saves / Shots**

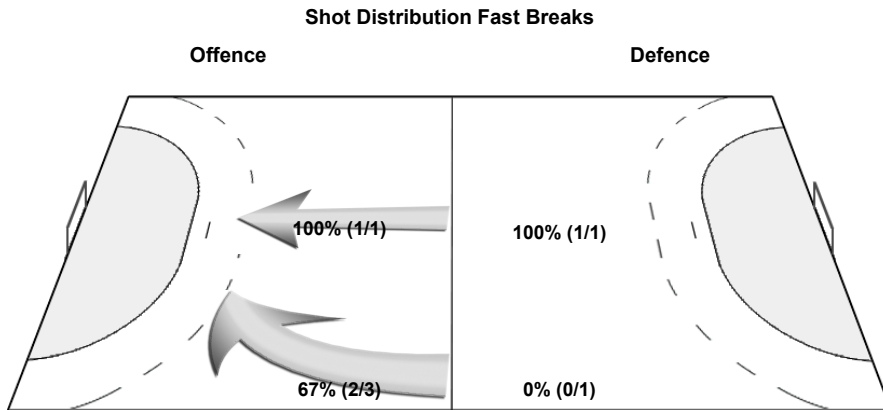
0/2	1/2
0/1	2/2
3/13	2/9

12 SAEVERAAS K

0/2	1/2
0/1	2/2
3/11	2/8

30 BERGERUD T

0/2	0/1	0/1
-----	-----	-----



THU 13 JAN 2022  
Start Time: 20:30

## Match Team Statistics

Kosice

Match No: 31

### NOR 35 - 25 SVK

(15 - 11) (20 - 14)

Referees: BRUNNER Arthur (SUI) / SALAH Morad (SUI)

SVK - Slovakia Coach: KUKUCKA Peter

Time outs: 3

No.	Name	Total			All Goals / Shots							Punishments				Offence			Defence			TP	
		Goals	Shots	%	7mP	7m%	6mC	Wing	BT	FB	FTO	9m	YC	RC	2M	2+2	AS	R7	TO/TF	ST	BS		P7
1	PAUL Teodor																						41:44
3	HRUSCAK Patrik	0	2	0							0/2						1					1	23:51
7	MACHAC Simon	1	2	50			1/2									1	1	/ 1					25:14
11	BRIATKA Martin	3	3	100			1/1	2/2															24:26
18	PROKOP Jakub	5	9	56			2/2		1/1	0/1				2/5			1		1				33:22
19	POTISK Martin	1	2	50			1/1	0/1								1		/ 1					18:58
20	URBAN Tomas	6	7	86	3/4	75		3/3									1						39:00
21	DURIS Lubomir	0	1	0							0/1						2		2				21:32
23	PECHY Lukas	0	1	0				0/1								1						1	37:11
25	KOVACECH Marek	0	1	0				0/1															21:00
30	HNIDAK Marek	3	5	60			0/1	1/1			2/3						2	1	1				21:59
39	SMETANKA Tomas	3	3	100	2/2	100					1/1					3	2						13:57
48	KALAFUT Dominik	1	1	100						1/1						1	2		1				18:34
49	SLANINKA Martin	2	3	67			1/1	1/2					1			1		/ 1					36:52
67	ZERNOVIC Marian																						15:29
81	MIKITA Jakub															1							26:51
Team																			1				
Totals		25	40	63	5/6	83	6/8	7/11	1/1	1/2		5/12	1		2		13	7	5 / 3	1	1	1	

No.	Name	Total			All Saves / Shots										
		Saves	Shots	%	7mP	7m%	6mC	Wing	BT	FB	FTO	9m	9m%	NS	NS%
1	PAUL Teodor	9	33	27	1/1	100	0/4	3/11		0/2	0/1	5/14	36	3/15	20
67	ZERNOVIC Marian	3	14	21			1/6	0/2		0/1	1/1	1/4	25	1/8	13
Totals		12	47	26	1/1	100	1/10	3/13		0/3	1/2	6/18	33	4/23	17

## Attacks

Team	All		Player Majority		Player Minority		Position Attacks		FB		Ind. FB		Team FB		TO	TO %
	G/Att.	%	G/Att.	%	G/Att.	%	G/Att.	%	G/Att.	%	G/Att.	%	G/Att.	%		
SVK	25/48	52	6/8	75	1/2	50	24/43	56	1/5	20			1/5	20	8	17

## Team Shots

	Goals	Saves	Missed	Post	Blocked	Total	%	Prop %
6m Shots	6	2				8	75	20
Wing Shots	7	3		1		11	64	28
L R	2 5	2 1		1		4 7	50 71	10 18
9m Shots	5	3	3		1	12	42	30
L C R	4 1	2 1	1 2		1	8 4	50 25	0 20 10
7m Penalty Throws	5	1				6	83	15
Fast Breaks	1		1			2	50	5
Breakthroughs	1					1	100	3
Totals	25	9	4	1	1	40	63	100

Legend:			
%	Efficiency	2M	2-Minute Suspensions
9m	9-metre Shots	AS	Assists
EG	Empty Goal	FB	Fast Breaks
L	Left	NS	Near Shots
R	Right	RC	Red Cards
Wing	Wing Shots	YC	YC
2+2	2+2 Minute Suspensions	BT	Blocked Shots
6mC	6-metre Centre Shots	FTO	Fast Throw off
7mP	7-metre Penalty Shots	P7	Penalty 7-metre Fouls
AS	Assists	ST	Steals
BS	Blocked Shots	TO/TF	Turnover/Technical Faults
BT	Breakthroughs	TP	Time Played
C	Center		
G/Att.	Goals/Attacks		
Ind.	Individual		
Prop %	Proportion of Goals		
R7	Received 7-metre Fouls		

THU 13 JAN 2022

Start Time: 20:30

## Match Team Statistics

Match No: 31

Kosice

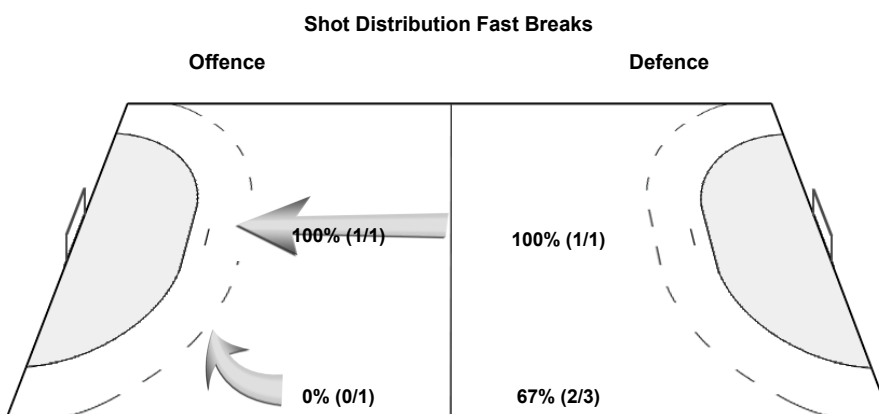

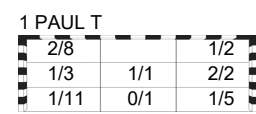
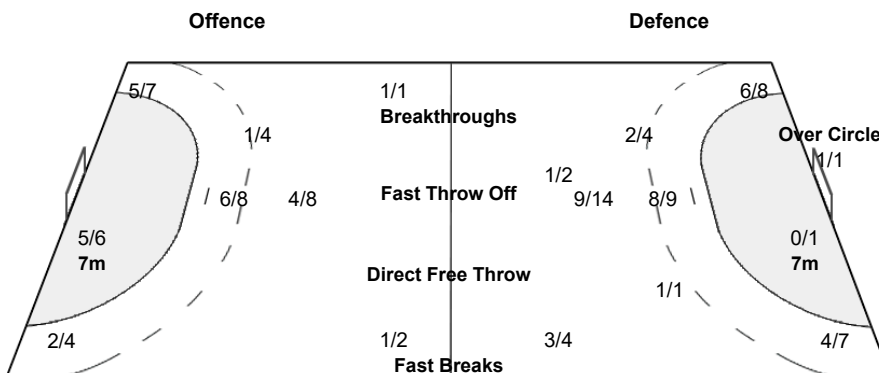
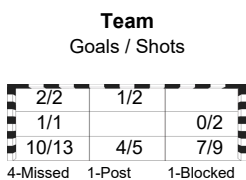
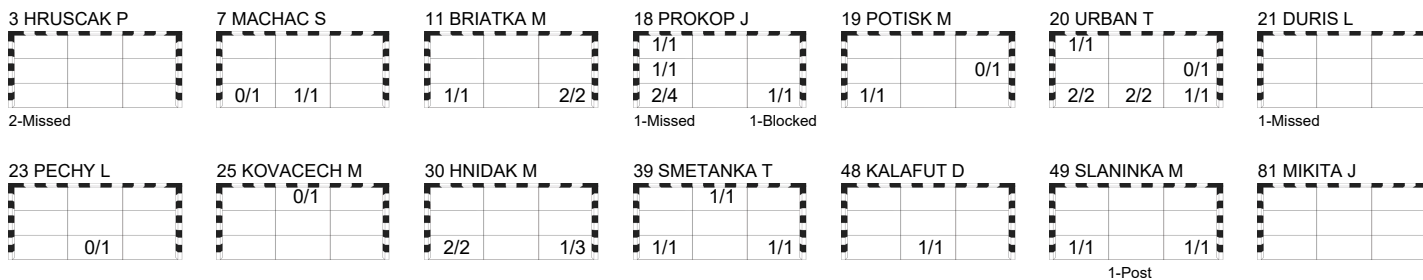
### NOR 35 - 25 SVK

(15 - 11) (20 - 14)

Referees: BRUNNER Arthur (SUI) / SALAH Morad (SUI)

SVK - Slovakia

### OverView of Shot Distribution



THU 13 JAN 2022  
Start Time: 20:30

## Match Team Statistics

Kosice

Match No: 31

### NOR 35 - 25 SVK

(15 - 11) (20 - 14)

Referees: BRUNNER Arthur (SUI) / SALAH Morad (SUI)

**NOR - Norway** Coach: BERGE Christian

Time outs: 2

No.	Name	Total			All Goals / Shots							Punishments				Offence			Defence			TP			
		Goals	Shots	%	7mP	7m%	6mC	Wing	BT	FB	FTO	9m	9m	YC	RC	2M	2+2	AS	R7	TO/TF	ST		BS	P7	
3	AGA Vetle Eck																							9:39	
5	SAGOSEN Sander	3	5	60	0/1	0		1/1			1/1	1/2			2		5						1	30:25	
6	BARTHOLD Sebastian	4	6	67				2/3		2/3														32:03	
7	OVERJORDET Sander	1	1	100							1/1													7:36	
11	OVERBY Petter	1	1	100			1/1																	23:20	
12	SAEVERAAS Kristian																							44:27	
13	TOFT Erik Thorsteinsen	5	7	71							0/1	5/6					3				1			32:30	
15	TONNESEN Kent Robin	4	7	57				0/1				4/6			1		5				1			30:48	
19	BJORNSEN Kristian	2	3	67				2/3																26:29	
21	GULLERUD Magnus	3	3	100			3/3						1		1		1				1		3	34:10	
24	O'SULLIVAN Christian	1	1	100							1/1						4		1			1		35:17	
27	REINKIND Harald	2	6	33			0/1	2/2				0/3					1		1				1	30:19	
30	BERGERUD Torbjørn Sittrup																							11:58	
32	SOLSTAD Thomas	3	3	100			3/3											1						13:58	
44	GULLIKSEN Kevin Maageroe	3	3	100				2/2		1/1														30:00	
71	BLONZ Alexandre	3	5	60			2/2	1/3							1								1	27:01	
Totals		35	51	69	0/1	0	9/10	10/15			3/4	1/2	12/19	1		5		19	1	2		3	1	6	

No.	Name	Total			All Saves / Shots										
		Saves	Shots	%	7mP	7m%	6mC	Wing	BT	FB	FTO	9m	9m%	NS	NS%
12	SAEVERAAS Kristian	9	29	31	1/5	20	2/8	3/8				3/8	38	5/16	31
30	BERGERUD Torbjørn Sittrup	0	4	0	0/1	0		0/2	0/1					0/3	0
	EG		1												
Totals		9	34	26	1/6	17	2/8	3/10	0/1	0/1		3/8	38	5/19	26

## Attacks

Team	All		Player Majority		Player Minority		Position Attacks		FB		Ind. FB		Team FB		TO	TO %
	G/Att.	%	G/Att.	%	G/Att.	%	G/Att.	%	G/Att.	%	G/Att.	%	G/Att.	%		
NOR	35/49	71	3/3	100	7/9	78	31/43	72	3/4	75			3/4	75	2	4

## Team Shots

	Goals	Saves	Missed	Post	Blocked	Total	%	Prop %
6m Shots	9	1				10	90	20
Wing Shots	10	3	1	1		15	67	29
L R	4 6	1 2	1	1		7 8	57 75	14 16
9m Shots	12	6			1	19	63	37
L C R	1 9 2	5 1			1	1 14 4	100 64 50	2 27 8
7m Penalty Throws		1				1	0	2
Fast Breaks	3		1			4	75	8
Breakthroughs								0
Totals	35	12	2	1	1	51	69	100

Legend:	
%	Efficiency
9m	9-metre Shots
EG	Empty Goal
L	Left
R	Right
Wing	Wing Shots
2M	2-Minute Suspensions
AS	Assists
FB	Fast Breaks
NS	Near Shots
RC	Red Cards
YC	YC
2+2	2+2 Minute Suspensions
BS	Blocked Shots
FTO	Fast Throw off
P7	Penalty 7-metre Fouls
ST	Steals
6mC	6-metre Centre Shots
BT	Breakthroughs
G/Att.	Goals/Attacks
Prop %	Proportion of Goals
TO/TF	Turnover/Technical Faults
7mP	7-metre Penalty Shots
C	Center
Ind.	Individual
R7	Received 7-metre Fouls
TP	Time Played

## Match Team Statistics

Match No: 31

Kosice

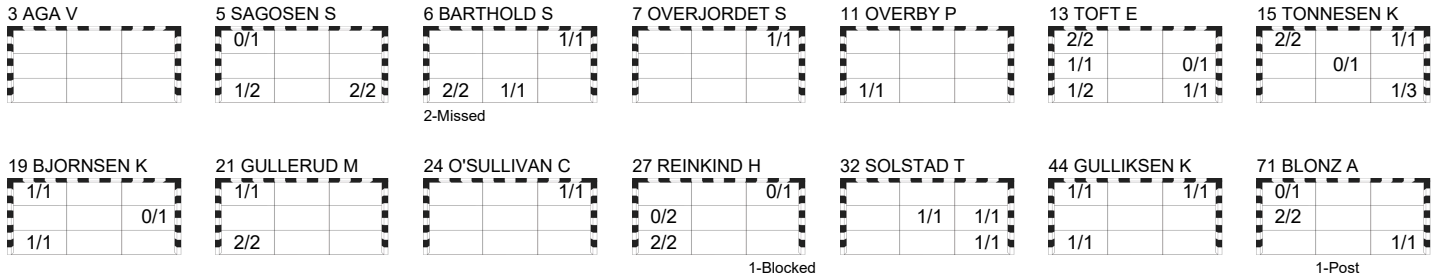
### NOR 35 - 25 SVK

(15 - 11) (20 - 14)

Referees: BRUNNER Arthur (SUI) / SALAH Morad (SUI)

## NOR - Norway

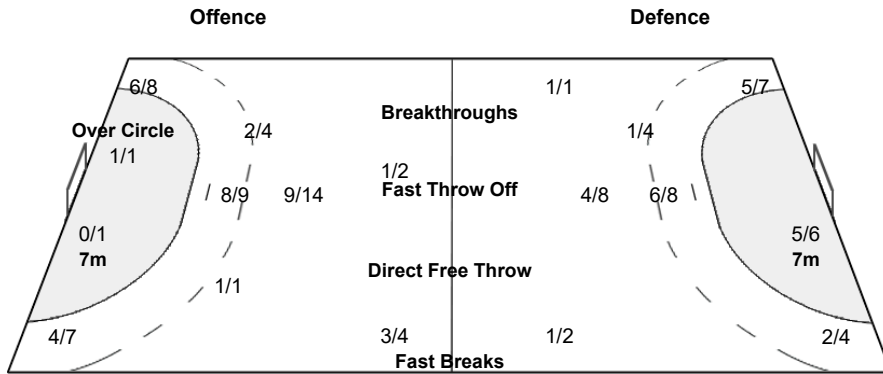
### OverView of Shot Distribution



**Team Goals / Shots**

7/9	5/6
3/5	1/3
11/13	6/8

2-Missed 1-Post 1-Blocked



**Goalkeepers Saves / Shots**

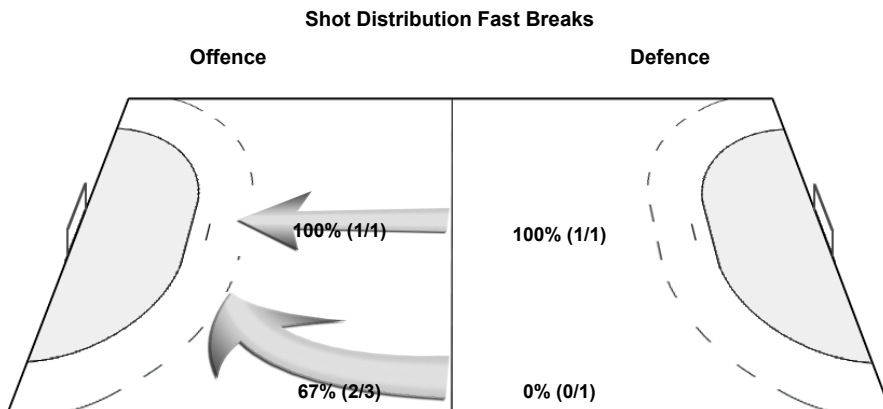
0/2	1/2
0/1	2/2
3/13	2/9

12 SAEVERAAS K

0/2	1/2
0/1	2/2
3/11	2/8

30 BERGERUD T

0/2	0/1	0/1
-----	-----	-----





THU 13 JAN 2022  
Start Time: 20:30

## Match Team Statistics

Kosice

Match No: 31

**NOR 35 - 25 SVK**

(15 - 11) (20 - 14)

Referees: BRUNNER Arthur (SUI) / SALAH Morad (SUI)

**SVK - Slovakia** Coach: KUKUCKA Peter

Time outs: 3

No.	Name	Total			All Goals / Shots							Punishments				Offence			Defence			TP	
		Goals	Shots	%	7mP	7m%	6mC	Wing	BT	FB	FTO	9m	YC	RC	2M	2+2	AS	R7	TO/TF	ST	BS		P7
1	PAUL Teodor																						41:44
3	HRUSCAK Patrik	0	2	0							0/2						1					1	23:51
7	MACHAC Simon	1	2	50			1/2										1	1	/ 1				25:14
11	BRIATKA Martin	3	3	100			1/1	2/2															24:26
18	PROKOP Jakub	5	9	56			2/2		1/1	0/1					2/5		1		1				33:22
19	POTISK Martin	1	2	50			1/1	0/1									1		/ 1				18:58
20	URBAN Tomas	6	7	86	3/4	75		3/3										1					39:00
21	DURIS Lubomir	0	1	0							0/1						2		2				21:32
23	PECHY Lukas	0	1	0				0/1						1								1	37:11
25	KOVACECH Marek	0	1	0				0/1															21:00
30	HNIDAK Marek	3	5	60			0/1	1/1			2/3						2	1	1				21:59
39	SMETANKA Tomas	3	3	100	2/2	100					1/1						3	2					13:57
48	KALAFUT Dominik	1	1	100						1/1							1	2		1			18:34
49	SLANINKA Martin	2	3	67			1/1	1/2					1				1		/ 1				36:52
67	ZERNOVIC Marian																						15:29
81	MIKITA Jakub																						26:51
Team																			1				
Totals		25	40	63	5/6	83	6/8	7/11	1/1	1/2		5/12	1		2		13	7	5 / 3	1	1	1	

No.	Name	Total			All Saves / Shots										
		Saves	Shots	%	7mP	7m%	6mC	Wing	BT	FB	FTO	9m	9m%	NS	NS%
1	PAUL Teodor	9	33	27	1/1	100	0/4	3/11		0/2	0/1	5/14	36	3/15	20
67	ZERNOVIC Marian	3	14	21			1/6	0/2		0/1	1/1	1/4	25	1/8	13
Totals		12	47	26	1/1	100	1/10	3/13		0/3	1/2	6/18	33	4/23	17

## Attacks

Team	All		Player Majority		Player Minority		Position Attacks		FB		Ind. FB		Team FB		TO	TO %
	G/Att.	%	G/Att.	%	G/Att.	%	G/Att.	%	G/Att.	%	G/Att.	%	G/Att.	%		
SVK	25/48	52	6/8	75	1/2	50	24/43	56	1/5	20			1/5	20	8	17

## Team Shots

	Goals	Saves	Missed	Post	Blocked	Total	%	Prop %
6m Shots	6	2				8	75	20
Wing Shots	7	3		1		11	64	28
L R	2 5	2 1		1		4 7	50 71	10 18
9m Shots	5	3	3		1	12	42	30
L C R	4 1	2 1	1 2		1	8 4	50 25	0 20 10
7m Penalty Throws	5	1				6	83	15
Fast Breaks	1		1			2	50	5
Breakthroughs	1					1	100	3
Totals	25	9	4	1	1	40	63	100

Legend:	
%	Efficiency
9m	9-metre Shots
EG	Empty Goal
L	Left
R	Right
Wing	Wing Shots
2M	2-Minute Suspensions
AS	Assists
FB	Fast Breaks
NS	Near Shots
RC	Red Cards
YC	YC
2+2	2+2 Minute Suspensions
BS	Blocked Shots
FTO	Fast Throw off
P7	Penalty 7-metre Fouls
ST	Steals
6mC	6-metre Centre Shots
BT	Breakthroughs
G/Att.	Goals/Attacks
Prop %	Proportion of Goals
TO/TF	Turnover/Technical Faults
7mP	7-metre Penalty Shots
C	Center
Ind.	Individual
R7	Received 7-metre Fouls
TP	Time Played

## Match Team Statistics

Kosice

Match No: 31

### NOR 35 - 25 SVK

(15 - 11) (20 - 14)

Referees: BRUNNER Arthur (SUI) / SALAH Morad (SUI)

### SVK - Slovakia

## OverView of Shot Distribution

