

### Preliminary Round - Group D

TUE 18 JAN 2022  
Start Time: 18:00

Bratislava

## Start List

Match No: 23

### POL - GER

**Referees:** NIKOLOV Slave (MKD) / NACHEVSKI Gjorgji (MKD) **EHF Supervisor:** VIZITIU Nicolae (MDA)  
**Reserve Referees:** BONAVENTURA Charlotte (FRA) / BONAVENTURA Julie (FRA) **EHF Observer:** SOOS Balázs (HUN)  
**Timekeeper:** PAPAJ Patrik (SVK)  
**Scorekeeper:** NAGY Maros (SVK)

#### POL - Poland

No.	Name	Pos.	Height m	Int. Matches		Competition Statistics								
				MP	G	MP	G	7mG	YC	2Min	RC	S	7mS	
1	KORNECKI Mateusz	GK	1.94	2	0	2							20	1
40	ZEMBRZYCKI Mateusz	GK	1.95	2	0	2							1	
3	DASZEK Michal	RW	1.82	2	12	2	12							
4	JEDRASZCZYK Piotr	CB	1.77	2	0	2								
5	OLEJNICZAK Michal	CB	1.93	2	6	2	6			1				
6	KOMARZEWSKI Krzysztof	RW	1.88	2	0	2								
8	BIS Bartlomiej	P	1.94	2	0	2								
9	SICKO Szymon	LB	2.00	2	10	2	10					1		
12	PIETRASIK Ariel Piotr	LB	2.02	2	5	2	5							
18	BECKMAN Melwin	LB	1.98	2	0	2								
20	PILITOWSKI Maciej	CB	1.88	2	0	2								
21	SYPRZAK Kamil	P	2.07	2	4	2	4							
23	MORYTO Arkadiusz	RW	1.82	2	12	2	12	4						
26	KRAJEWSKI Przemyslaw	LW	1.84	2	13	2	13	2	1					
30	PRZYBYLSKI Rafal	RB	2.00	1	0	1								
44	CZAPLINSKI Mikolaj	LW	1.88	0	0									
(I)	SKRZYNIARZ Jakub	GK	1.89	0	0									
(I)	PRZYTULA Damian	LB	2.00	0	0									
(I)	GEBALA Maciej	P	2.00	2	1	2	1				2			
(I)	DAWYDZIK Dawid	P	2.00	0	0									
<b>Headcoach</b> ROMBEL Patryk				<b>Bench/Team</b>										

POL Played		
PR	AUT	36 - 31
PR	BLR	29 - 20
PR	GER	18 JAN

#### GER - Germany

No.	Name	Pos.	Height m	Int. Matches		Competition Statistics								
				MP	G	MP	G	7mG	YC	2Min	RC	S	7mS	
1	BITTER Johannes	GK	2.05	0	0									
4	GOLLA Johannes (C)	P	1.95	2	7	2	7							
7	WIENCEK Patrick	P	2.00	2	1	2	1			4	1			
10	WIEDE Fabian	RB	1.94	0	0									
11	HEYMANN Sebastian	LB	1.98	2	5	2	5							
17	ZERBE Lukas	RW	1.84	1	1	1	1							
18	KOSTER Julian	LB	2.00	2	0	2								
19	M'BENGUE Djibril	RB	1.95	2	0	2				1				
20	WEBER Philipp	CB	1.94	2	2	2	2							
30	FIRNHABER Sebastian	P	2.00	0	0									
34	DAHMKKE Rune	LW	1.89	0	0									
40	ERNST Simon	CB	1.96	2	0	2					1			
44	STEINERT Christoph	RB	1.96	2	8	2	8	1	1	2				
95	DRUX Paul	LB	1.92	0	0									
(I)	WOLFF Andreas	GK	1.98	2	0	2						6	1	
(I)	KLIMPKKE Till	GK	1.98	2	0	2						14		
(I)	HAFNER Kai	RB	1.92	2	11	2	11							
(I)	SCHILLER Marcel	LW	1.89	2	8	2	8	5						
(I)	KUHN Julius	LB	1.98	1	6	1	6				1			
(I)	WITZKE Luca	CB	1.92	2	3	2	3							
<b>Headcoach</b> GISLASON Alfred (ISL)				<b>Bench/Team</b>										

GER Played		
PR	BLR	33 - 29
PR	AUT	34 - 29
PR	POL	18 JAN



**MEN'S EUROPEAN HANDBALL CHAMPIONSHIP**  
**EHF EURO 2022**

**Preliminary Round - Group D**



**MEN'S EHF EURO 2022**  
HUNGARY - SLOVAKIA

TUE 18 JAN 2022  
Start Time: 18:00

**Start List**  
Match No: 23

**Bratislava**

**Legend:**

**2Min** 2-Minute Suspensions  
**G** Goals  
**MP** Matches Played  
**RB** Right Back  
**YC** Yellow Cards

**7mG** 7-metre Goals  
**GK** Goalkeeper  
**P** Pivot  
**RC** Red Cards

**7mS** 7-metre Saves  
**LB** Left Back  
**Pos** Position  
**RW** Right Wing

**CB** Centre Back  
**LW** Left Wing  
**PR** Preliminary Round  
**S** Saves

### Preliminary Round - Group D

TUE 18 JAN 2022

Start Time: 18:00

Bratislava

Attendance: 1.076

Match No: 23

## POL 23 - 30 GER

### POL - Poland

Lineup efficiency								Time Played	GF	GA
3 DASZEK M	5 OLEJNICZAK M	8 BIS B	12 PIETRASIK A	23 MORYTO A	26 KRAJEWSKI P	40 ZEMBRZYCKI M	8:45	1	4	
3 DASZEK M	5 OLEJNICZAK M	9 SICKO S	21 SYPRZAK K	23 MORYTO A	26 KRAJEWSKI P	40 ZEMBRZYCKI M	5:42	5	0	
3 DASZEK M	5 OLEJNICZAK M	12 PIETRASIK A	18 BECKMAN M	23 MORYTO A	26 KRAJEWSKI P	40 ZEMBRZYCKI M	5:29	2	4	
1 KORNECKI M	3 DASZEK M	9 SICKO S	20 PILITOWSKI M	21 SYPRZAK K	23 MORYTO A	26 KRAJEWSKI P	5:08	3	2	
1 KORNECKI M	5 OLEJNICZAK M	12 PIETRASIK A	18 BECKMAN M	20 PILITOWSKI M	23 MORYTO A	30 PRZYBYLSKI R	4:29	2	2	
1 KORNECKI M	9 SICKO S	12 PIETRASIK A	18 BECKMAN M	20 PILITOWSKI M	26 KRAJEWSKI P	30 PRZYBYLSKI R	3:47	1	3	
1 KORNECKI M	3 DASZEK M	5 OLEJNICZAK M	12 PIETRASIK A	18 BECKMAN M	23 MORYTO A	26 KRAJEWSKI P	3:26	1	5	
3 DASZEK M	5 OLEJNICZAK M	8 BIS B	9 SICKO S	23 MORYTO A	26 KRAJEWSKI P	40 ZEMBRZYCKI M	2:21	1	1	
1 KORNECKI M	5 OLEJNICZAK M	9 SICKO S	12 PIETRASIK A	18 BECKMAN M	26 KRAJEWSKI P	30 PRZYBYLSKI R	2:16	0	1	
1 KORNECKI M	3 DASZEK M	5 OLEJNICZAK M	9 SICKO S	21 SYPRZAK K	23 MORYTO A	26 KRAJEWSKI P	2:14	1	0	
1 KORNECKI M	3 DASZEK M	5 OLEJNICZAK M	12 PIETRASIK A	21 SYPRZAK K	23 MORYTO A	26 KRAJEWSKI P	1:46	0	0	
1 KORNECKI M	5 OLEJNICZAK M	12 PIETRASIK A	18 BECKMAN M	23 MORYTO A	26 KRAJEWSKI P	30 PRZYBYLSKI R	1:27	0	1	
1 KORNECKI M	3 DASZEK M	5 OLEJNICZAK M	12 PIETRASIK A	20 PILITOWSKI M	21 SYPRZAK K	23 MORYTO A	1:26	0	0	
1 KORNECKI M	9 SICKO S	12 PIETRASIK A	18 BECKMAN M	23 MORYTO A	26 KRAJEWSKI P	30 PRZYBYLSKI R	1:19	0	3	
3 DASZEK M	5 OLEJNICZAK M	9 SICKO S	18 BECKMAN M	21 SYPRZAK K	23 MORYTO A	26 KRAJEWSKI P	1:00	0	0	
3 DASZEK M	9 SICKO S	18 BECKMAN M	20 PILITOWSKI M	21 SYPRZAK K	23 MORYTO A	26 KRAJEWSKI P	0:57	1	0	
3 DASZEK M	5 OLEJNICZAK M	9 SICKO S	12 PIETRASIK A	21 SYPRZAK K	23 MORYTO A	26 KRAJEWSKI P	0:54	0	0	
3 DASZEK M	9 SICKO S	20 PILITOWSKI M	21 SYPRZAK K	23 MORYTO A	26 KRAJEWSKI P	30 PRZYBYLSKI R	0:54	1	0	
1 KORNECKI M	5 OLEJNICZAK M	12 PIETRASIK A	20 PILITOWSKI M	21 SYPRZAK K	23 MORYTO A	30 PRZYBYLSKI R	0:51	1	0	
3 DASZEK M	5 OLEJNICZAK M	9 SICKO S	20 PILITOWSKI M	21 SYPRZAK K	23 MORYTO A	26 KRAJEWSKI P	0:48	1	1	
1 KORNECKI M	5 OLEJNICZAK M	12 PIETRASIK A	18 BECKMAN M	21 SYPRZAK K	23 MORYTO A	26 KRAJEWSKI P	0:48	0	0	
3 DASZEK M	9 SICKO S	20 PILITOWSKI M	21 SYPRZAK K	23 MORYTO A	26 KRAJEWSKI P	30 PRZYBYLSKI R	0:39	1	0	
9 SICKO S	12 PIETRASIK A	18 BECKMAN M	20 PILITOWSKI M	26 KRAJEWSKI P	30 PRZYBYLSKI R	40 ZEMBRZYCKI M	0:37	0	1	
3 DASZEK M	5 OLEJNICZAK M	8 BIS B	9 SICKO S	21 SYPRZAK K	23 MORYTO A	26 KRAJEWSKI P	0:34	0	0	
1 KORNECKI M	3 DASZEK M	5 OLEJNICZAK M	9 SICKO S	18 BECKMAN M	23 MORYTO A	26 KRAJEWSKI P	0:31	0	0	
1 KORNECKI M	3 DASZEK M	5 OLEJNICZAK M	12 PIETRASIK A	18 BECKMAN M	20 PILITOWSKI M	23 MORYTO A	0:20	0	1	
1 KORNECKI M	3 DASZEK M	9 SICKO S	18 BECKMAN M	20 PILITOWSKI M	23 MORYTO A	26 KRAJEWSKI P	0:15	0	0	
3 DASZEK M	9 SICKO S	12 PIETRASIK A	18 BECKMAN M	20 PILITOWSKI M	21 SYPRZAK K	23 MORYTO A	0:12	0	0	
3 DASZEK M	5 OLEJNICZAK M	12 PIETRASIK A	21 SYPRZAK K	23 MORYTO A	26 KRAJEWSKI P	40 ZEMBRZYCKI M	0:10	0	1	
1 KORNECKI M	3 DASZEK M	5 OLEJNICZAK M	9 SICKO S	12 PIETRASIK A	23 MORYTO A	26 KRAJEWSKI P	0:09	0	0	
1 KORNECKI M	9 SICKO S	12 PIETRASIK A	18 BECKMAN M	20 PILITOWSKI M	23 MORYTO A	26 KRAJEWSKI P	0:08	1	0	
3 DASZEK M	5 OLEJNICZAK M	9 SICKO S	12 PIETRASIK A	23 MORYTO A	26 KRAJEWSKI P	40 ZEMBRZYCKI M	0:06	0	0	
3 DASZEK M	9 SICKO S	18 BECKMAN M	21 SYPRZAK K	23 MORYTO A	26 KRAJEWSKI P	30 PRZYBYLSKI R	0:06	0	0	
1 KORNECKI M	3 DASZEK M	9 SICKO S	20 PILITOWSKI M	21 SYPRZAK K	26 KRAJEWSKI P	30 PRZYBYLSKI R	0:06	0	0	
1 KORNECKI M	9 SICKO S	18 BECKMAN M	20 PILITOWSKI M	21 SYPRZAK K	23 MORYTO A	26 KRAJEWSKI P	0:05	0	0	
1 KORNECKI M	9 SICKO S	12 PIETRASIK A	18 BECKMAN M	20 PILITOWSKI M	21 SYPRZAK K	23 MORYTO A	0:04	0	0	
1 KORNECKI M	3 DASZEK M	12 PIETRASIK A	18 BECKMAN M	20 PILITOWSKI M	26 KRAJEWSKI P	30 PRZYBYLSKI R	0:04	0	0	
1 KORNECKI M	3 DASZEK M	9 SICKO S	12 PIETRASIK A	20 PILITOWSKI M	21 SYPRZAK K	26 KRAJEWSKI P	0:03	0	0	
3 DASZEK M	5 OLEJNICZAK M	8 BIS B	21 SYPRZAK K	23 MORYTO A	26 KRAJEWSKI P	40 ZEMBRZYCKI M	0:02	0	0	
3 DASZEK M	9 SICKO S	12 PIETRASIK A	18 BECKMAN M	20 PILITOWSKI M	26 KRAJEWSKI P	30 PRZYBYLSKI R	0:02	0	0	

Score development								Time Played	G Diff.
3 DASZEK M	5 OLEJNICZAK M	9 SICKO S	21 SYPRZAK K	23 MORYTO A	26 KRAJEWSKI P	40 ZEMBRZYCKI M	5:42	+5	
1 KORNECKI M	9 SICKO S	12 PIETRASIK A	18 BECKMAN M	20 PILITOWSKI M	23 MORYTO A	26 KRAJEWSKI P	0:08	+1	
3 DASZEK M	9 SICKO S	12 PIETRASIK A	20 PILITOWSKI M	21 SYPRZAK K	23 MORYTO A	26 KRAJEWSKI P	0:39	+1	
1 KORNECKI M	5 OLEJNICZAK M	12 PIETRASIK A	20 PILITOWSKI M	21 SYPRZAK K	23 MORYTO A	30 PRZYBYLSKI R	0:51	+1	
3 DASZEK M	9 SICKO S	20 PILITOWSKI M	21 SYPRZAK K	23 MORYTO A	26 KRAJEWSKI P	30 PRZYBYLSKI R	0:54	+1	
3 DASZEK M	9 SICKO S	18 BECKMAN M	20 PILITOWSKI M	21 SYPRZAK K	23 MORYTO A	26 KRAJEWSKI P	0:57	+1	
1 KORNECKI M	3 DASZEK M	5 OLEJNICZAK M	9 SICKO S	21 SYPRZAK K	23 MORYTO A	26 KRAJEWSKI P	2:14	+1	
1 KORNECKI M	3 DASZEK M	9 SICKO S	20 PILITOWSKI M	21 SYPRZAK K	23 MORYTO A	26 KRAJEWSKI P	5:08	+1	
3 DASZEK M	5 OLEJNICZAK M	8 BIS B	21 SYPRZAK K	23 MORYTO A	26 KRAJEWSKI P	40 ZEMBRZYCKI M	0:02	0	
3 DASZEK M	9 SICKO S	12 PIETRASIK A	18 BECKMAN M	20 PILITOWSKI M	26 KRAJEWSKI P	30 PRZYBYLSKI R	0:02	0	
1 KORNECKI M	3 DASZEK M	9 SICKO S	12 PIETRASIK A	20 PILITOWSKI M	21 SYPRZAK K	26 KRAJEWSKI P	0:03	0	
1 KORNECKI M	9 SICKO S	12 PIETRASIK A	18 BECKMAN M	20 PILITOWSKI M	21 SYPRZAK K	23 MORYTO A	0:04	0	
1 KORNECKI M	3 DASZEK M	12 PIETRASIK A	18 BECKMAN M	20 PILITOWSKI M	26 KRAJEWSKI P	30 PRZYBYLSKI R	0:04	0	
1 KORNECKI M	9 SICKO S	18 BECKMAN M	20 PILITOWSKI M	21 SYPRZAK K	23 MORYTO A	26 KRAJEWSKI P	0:05	0	
3 DASZEK M	5 OLEJNICZAK M	9 SICKO S	12 PIETRASIK A	23 MORYTO A	26 KRAJEWSKI P	40 ZEMBRZYCKI M	0:06	0	
3 DASZEK M	9 SICKO S	18 BECKMAN M	21 SYPRZAK K	23 MORYTO A	26 KRAJEWSKI P	30 PRZYBYLSKI R	0:06	0	
1 KORNECKI M	3 DASZEK M	9 SICKO S	20 PILITOWSKI M	21 SYPRZAK K	26 KRAJEWSKI P	30 PRZYBYLSKI R	0:06	0	
1 KORNECKI M	3 DASZEK M	5 OLEJNICZAK M	9 SICKO S	12 PIETRASIK A	23 MORYTO A	26 KRAJEWSKI P	0:09	0	
3 DASZEK M	9 SICKO S	12 PIETRASIK A	18 BECKMAN M	20 PILITOWSKI M	21 SYPRZAK K	23 MORYTO A	0:12	0	
1 KORNECKI M	3 DASZEK M	9 SICKO S	18 BECKMAN M	20 PILITOWSKI M	23 MORYTO A	26 KRAJEWSKI P	0:15	0	
1 KORNECKI M	3 DASZEK M	5 OLEJNICZAK M	9 SICKO S	18 BECKMAN M	23 MORYTO A	26 KRAJEWSKI P	0:31	0	
3 DASZEK M	5 OLEJNICZAK M	8 BIS B	9 SICKO S	21 SYPRZAK K	23 MORYTO A	26 KRAJEWSKI P	0:34	0	
3 DASZEK M	5 OLEJNICZAK M	9 SICKO S	20 PILITOWSKI M	21 SYPRZAK K	23 MORYTO A	26 KRAJEWSKI P	0:48	0	
1 KORNECKI M	5 OLEJNICZAK M	12 PIETRASIK A	18 BECKMAN M	21 SYPRZAK K	23 MORYTO A	26 KRAJEWSKI P	0:48	0	
3 DASZEK M	5 OLEJNICZAK M	9 SICKO S	12 PIETRASIK A	21 SYPRZAK K	23 MORYTO A	26 KRAJEWSKI P	0:54	0	
3 DASZEK M	5 OLEJNICZAK M	9 SICKO S	18 BECKMAN M	21 SYPRZAK K	23 MORYTO A	26 KRAJEWSKI P	1:00	0	
1 KORNECKI M	3 DASZEK M	5 OLEJNICZAK M	12 PIETRASIK A	20 PILITOWSKI M	21 SYPRZAK K	23 MORYTO A	1:26	0	

TUE 18 JAN 2022  
Start Time: 18:00

Bratislava

Match No: 23

Attendance: 1.076

**POL 23 - 30 GER**

**POL - Poland**

Score development							Time Played	G Diff.
1 KORNECKI M	3 DASZEK M	5 OLEJNICZAK M	12 PIETRASIK A	21 SYPRZAK K	23 MORYTO A	26 KRAJEWSKI P	1:46	0
3 DASZEK M	5 OLEJNICZAK M	8 BIS B	9 SICKO S	23 MORYTO A	26 KRAJEWSKI P	40 ZEMBRZYCKI M	2:21	0
1 KORNECKI M	5 OLEJNICZAK M	12 PIETRASIK A	18 BECKMAN M	20 PILITOWSKI M	23 MORYTO A	30 PRZYBYLSKI R	4:29	0
3 DASZEK M	5 OLEJNICZAK M	12 PIETRASIK A	21 SYPRZAK K	23 MORYTO A	26 KRAJEWSKI P	40 ZEMBRZYCKI M	0:10	-1
1 KORNECKI M	3 DASZEK M	5 OLEJNICZAK M	12 PIETRASIK A	18 BECKMAN M	20 PILITOWSKI M	23 MORYTO A	0:20	-1
9 SICKO S	12 PIETRASIK A	18 BECKMAN M	20 PILITOWSKI M	26 KRAJEWSKI P	30 PRZYBYLSKI R	40 ZEMBRZYCKI M	0:37	-1
1 KORNECKI M	5 OLEJNICZAK M	12 PIETRASIK A	18 BECKMAN M	23 MORYTO A	26 KRAJEWSKI P	30 PRZYBYLSKI R	1:27	-1
1 KORNECKI M	5 OLEJNICZAK M	9 SICKO S	12 PIETRASIK A	18 BECKMAN M	26 KRAJEWSKI P	30 PRZYBYLSKI R	2:16	-1
1 KORNECKI M	9 SICKO S	12 PIETRASIK A	18 BECKMAN M	20 PILITOWSKI M	26 KRAJEWSKI P	30 PRZYBYLSKI R	3:47	-2
3 DASZEK M	5 OLEJNICZAK M	12 PIETRASIK A	18 BECKMAN M	23 MORYTO A	26 KRAJEWSKI P	40 ZEMBRZYCKI M	5:29	-2
1 KORNECKI M	9 SICKO S	12 PIETRASIK A	18 BECKMAN M	23 MORYTO A	26 KRAJEWSKI P	30 PRZYBYLSKI R	1:19	-3
3 DASZEK M	5 OLEJNICZAK M	8 BIS B	12 PIETRASIK A	23 MORYTO A	26 KRAJEWSKI P	40 ZEMBRZYCKI M	8:45	-3
1 KORNECKI M	3 DASZEK M	5 OLEJNICZAK M	12 PIETRASIK A	18 BECKMAN M	23 MORYTO A	26 KRAJEWSKI P	3:26	-4

Empty Net							Time Played	GF	GA
3 DASZEK M	5 OLEJNICZAK M	9 SICKO S	18 BECKMAN M	21 SYPRZAK K	23 MORYTO A	26 KRAJEWSKI P	1:00	0	0
3 DASZEK M	9 SICKO S	18 BECKMAN M	20 PILITOWSKI M	21 SYPRZAK K	23 MORYTO A	26 KRAJEWSKI P	0:57	1	0
3 DASZEK M	5 OLEJNICZAK M	9 SICKO S	12 PIETRASIK A	21 SYPRZAK K	23 MORYTO A	26 KRAJEWSKI P	0:54	0	0
3 DASZEK M	9 SICKO S	20 PILITOWSKI M	21 SYPRZAK K	23 MORYTO A	26 KRAJEWSKI P	30 PRZYBYLSKI R	0:54	1	0
3 DASZEK M	5 OLEJNICZAK M	9 SICKO S	20 PILITOWSKI M	21 SYPRZAK K	23 MORYTO A	26 KRAJEWSKI P	0:48	1	1
3 DASZEK M	9 SICKO S	12 PIETRASIK A	20 PILITOWSKI M	21 SYPRZAK K	23 MORYTO A	26 KRAJEWSKI P	0:39	1	0
3 DASZEK M	5 OLEJNICZAK M	8 BIS B	9 SICKO S	21 SYPRZAK K	23 MORYTO A	26 KRAJEWSKI P	0:34	0	0
3 DASZEK M	9 SICKO S	12 PIETRASIK A	18 BECKMAN M	20 PILITOWSKI M	21 SYPRZAK K	23 MORYTO A	0:12	0	0
3 DASZEK M	9 SICKO S	18 BECKMAN M	21 SYPRZAK K	23 MORYTO A	26 KRAJEWSKI P	30 PRZYBYLSKI R	0:06	0	0
3 DASZEK M	9 SICKO S	12 PIETRASIK A	18 BECKMAN M	20 PILITOWSKI M	26 KRAJEWSKI P	30 PRZYBYLSKI R	0:02	0	0

TUE 18 JAN 2022  
Start Time: 18:00

Bratislava

Attendance: 1.076

Match No: 23

**POL 23 - 30 GER**

GER - Germany

Lineup efficiency							Time Played	GF	GA
1 BITTER J	4 GOLLA J	7 WIENCEK P	11 HEYMANN S	17 ZERBE L	34 DAHMKE R	44 STEINERT C	10:24	3	6
1 BITTER J	4 GOLLA J	7 WIENCEK P	17 ZERBE L	18 KOSTER J	34 DAHMKE R	44 STEINERT C	9:45	4	4
1 BITTER J	4 GOLLA J	11 HEYMANN S	17 ZERBE L	20 WEBER P	34 DAHMKE R	44 STEINERT C	7:07	2	1
1 BITTER J	4 GOLLA J	17 ZERBE L	18 KOSTER J	20 WEBER P	34 DAHMKE R	44 STEINERT C	7:05	5	1
4 GOLLA J	7 WIENCEK P	11 HEYMANN S	17 ZERBE L	20 WEBER P	34 DAHMKE R	44 STEINERT C	3:18	0	2
1 BITTER J	4 GOLLA J	7 WIENCEK P	17 ZERBE L	20 WEBER P	34 DAHMKE R	44 STEINERT C	2:46	2	0
1 BITTER J	4 GOLLA J	7 WIENCEK P	18 KOSTER J	19 M'BENGUE D	20 WEBER P	34 DAHMKE R	2:15	0	2
1 BITTER J	4 GOLLA J	7 WIENCEK P	11 HEYMANN S	20 WEBER P	34 DAHMKE R	44 STEINERT C	2:04	2	1
1 BITTER J	4 GOLLA J	7 WIENCEK P	17 ZERBE L	18 KOSTER J	19 M'BENGUE D	34 DAHMKE R	1:47	0	1
1 BITTER J	7 WIENCEK P	17 ZERBE L	18 KOSTER J	19 M'BENGUE D	34 DAHMKE R	44 STEINERT C	1:47	0	2
1 BITTER J	7 WIENCEK P	17 ZERBE L	18 KOSTER J	19 M'BENGUE D	20 WEBER P	34 DAHMKE R	1:37	2	0
1 BITTER J	7 WIENCEK P	17 ZERBE L	20 WEBER P	34 DAHMKE R	44 STEINERT C	95 DRUX P	1:15	2	0
4 GOLLA J	7 WIENCEK P	17 ZERBE L	18 KOSTER J	19 M'BENGUE D	20 WEBER P	34 DAHMKE R	0:58	1	0
4 GOLLA J	11 HEYMANN S	17 ZERBE L	18 KOSTER J	20 WEBER P	34 DAHMKE R	44 STEINERT C	0:57	1	0
1 BITTER J	4 GOLLA J	7 WIENCEK P	18 KOSTER J	19 M'BENGUE D	34 DAHMKE R	95 DRUX P	0:56	1	1
7 WIENCEK P	17 ZERBE L	18 KOSTER J	19 M'BENGUE D	20 WEBER P	34 DAHMKE R	44 STEINERT C	0:54	1	0
1 BITTER J	7 WIENCEK P	17 ZERBE L	18 KOSTER J	19 M'BENGUE D	20 WEBER P	44 STEINERT C	0:53	1	0
1 BITTER J	7 WIENCEK P	11 HEYMANN S	17 ZERBE L	20 WEBER P	34 DAHMKE R	44 STEINERT C	0:46	0	0
4 GOLLA J	11 HEYMANN S	17 ZERBE L	18 KOSTER J	19 M'BENGUE D	20 WEBER P	34 DAHMKE R	0:36	1	0
1 BITTER J	4 GOLLA J	11 HEYMANN S	18 KOSTER J	20 WEBER P	34 DAHMKE R	44 STEINERT C	0:31	0	1
1 BITTER J	7 WIENCEK P	17 ZERBE L	18 KOSTER J	20 WEBER P	34 DAHMKE R	44 STEINERT C	0:21	0	1
1 BITTER J	4 GOLLA J	7 WIENCEK P	11 HEYMANN S	17 ZERBE L	20 WEBER P	44 STEINERT C	0:18	0	0
1 BITTER J	4 GOLLA J	7 WIENCEK P	20 WEBER P	34 DAHMKE R	44 STEINERT C	95 DRUX P	0:10	0	0
1 BITTER J	4 GOLLA J	7 WIENCEK P	18 KOSTER J	19 M'BENGUE D	34 DAHMKE R	44 STEINERT C	0:05	1	0
1 BITTER J	4 GOLLA J	11 HEYMANN S	18 KOSTER J	19 M'BENGUE D	20 WEBER P	34 DAHMKE R	0:03	0	0

Score development							Time Played	G Diff.
1 BITTER J	4 GOLLA J	17 ZERBE L	18 KOSTER J	20 WEBER P	34 DAHMKE R	44 STEINERT C	7:05	+4
1 BITTER J	7 WIENCEK P	17 ZERBE L	20 WEBER P	34 DAHMKE R	44 STEINERT C	95 DRUX P	1:15	+2
1 BITTER J	7 WIENCEK P	17 ZERBE L	18 KOSTER J	19 M'BENGUE D	20 WEBER P	34 DAHMKE R	1:37	+2
1 BITTER J	4 GOLLA J	7 WIENCEK P	17 ZERBE L	20 WEBER P	34 DAHMKE R	44 STEINERT C	2:46	+2
1 BITTER J	4 GOLLA J	7 WIENCEK P	18 KOSTER J	19 M'BENGUE D	34 DAHMKE R	44 STEINERT C	0:05	+1
4 GOLLA J	11 HEYMANN S	17 ZERBE L	18 KOSTER J	19 M'BENGUE D	20 WEBER P	34 DAHMKE R	0:36	+1
1 BITTER J	7 WIENCEK P	17 ZERBE L	18 KOSTER J	19 M'BENGUE D	20 WEBER P	44 STEINERT C	0:53	+1
7 WIENCEK P	17 ZERBE L	18 KOSTER J	19 M'BENGUE D	20 WEBER P	34 DAHMKE R	44 STEINERT C	0:54	+1
4 GOLLA J	11 HEYMANN S	17 ZERBE L	18 KOSTER J	20 WEBER P	34 DAHMKE R	44 STEINERT C	0:57	+1
4 GOLLA J	7 WIENCEK P	17 ZERBE L	18 KOSTER J	19 M'BENGUE D	20 WEBER P	34 DAHMKE R	0:58	+1
1 BITTER J	4 GOLLA J	7 WIENCEK P	11 HEYMANN S	20 WEBER P	34 DAHMKE R	44 STEINERT C	2:04	+1
1 BITTER J	4 GOLLA J	11 HEYMANN S	17 ZERBE L	20 WEBER P	34 DAHMKE R	44 STEINERT C	7:07	+1
1 BITTER J	4 GOLLA J	11 HEYMANN S	18 KOSTER J	19 M'BENGUE D	20 WEBER P	34 DAHMKE R	0:03	0
1 BITTER J	4 GOLLA J	7 WIENCEK P	20 WEBER P	34 DAHMKE R	44 STEINERT C	95 DRUX P	0:10	0
1 BITTER J	4 GOLLA J	7 WIENCEK P	11 HEYMANN S	17 ZERBE L	20 WEBER P	44 STEINERT C	0:18	0
1 BITTER J	7 WIENCEK P	11 HEYMANN S	17 ZERBE L	20 WEBER P	34 DAHMKE R	44 STEINERT C	0:46	0
1 BITTER J	4 GOLLA J	7 WIENCEK P	18 KOSTER J	19 M'BENGUE D	34 DAHMKE R	95 DRUX P	0:56	0
1 BITTER J	4 GOLLA J	7 WIENCEK P	17 ZERBE L	18 KOSTER J	34 DAHMKE R	44 STEINERT C	9:45	0
1 BITTER J	7 WIENCEK P	17 ZERBE L	18 KOSTER J	20 WEBER P	34 DAHMKE R	44 STEINERT C	0:21	-1
1 BITTER J	4 GOLLA J	11 HEYMANN S	18 KOSTER J	20 WEBER P	34 DAHMKE R	44 STEINERT C	0:31	-1
1 BITTER J	4 GOLLA J	7 WIENCEK P	17 ZERBE L	18 KOSTER J	19 M'BENGUE D	34 DAHMKE R	1:47	-1
1 BITTER J	7 WIENCEK P	17 ZERBE L	18 KOSTER J	19 M'BENGUE D	34 DAHMKE R	44 STEINERT C	1:47	-2
1 BITTER J	4 GOLLA J	7 WIENCEK P	18 KOSTER J	19 M'BENGUE D	20 WEBER P	34 DAHMKE R	2:15	-2
4 GOLLA J	7 WIENCEK P	11 HEYMANN S	17 ZERBE L	20 WEBER P	34 DAHMKE R	44 STEINERT C	3:18	-2
1 BITTER J	4 GOLLA J	7 WIENCEK P	11 HEYMANN S	17 ZERBE L	34 DAHMKE R	44 STEINERT C	10:24	-3

Empty Net							Time Played	GF	GA
4 GOLLA J	7 WIENCEK P	11 HEYMANN S	17 ZERBE L	20 WEBER P	34 DAHMKE R	44 STEINERT C	3:18	0	2
4 GOLLA J	7 WIENCEK P	17 ZERBE L	18 KOSTER J	19 M'BENGUE D	20 WEBER P	34 DAHMKE R	0:58	1	0
4 GOLLA J	11 HEYMANN S	17 ZERBE L	18 KOSTER J	20 WEBER P	34 DAHMKE R	44 STEINERT C	0:57	1	0
7 WIENCEK P	17 ZERBE L	18 KOSTER J	19 M'BENGUE D	20 WEBER P	34 DAHMKE R	44 STEINERT C	0:54	1	0
4 GOLLA J	11 HEYMANN S	17 ZERBE L	18 KOSTER J	19 M'BENGUE D	20 WEBER P	34 DAHMKE R	0:36	1	0

Legend:  
G Diff. Goals Difference

TUE 18 JAN 2022

Start Time: 18:00

## Results

Match No: 23

Bratislava

Attendance: 1.076

### POL 23 - 30 GER

(12 - 15) (11 - 15)

Referees: NIKOLOV Slave (MKD) / NACHEVSKI Gjorgji (MKD)

#### Poland

Coach: ROMBEL Patryk

Time outs: 2

No	Name	Total			Goals / Shots						Punishments			TP		
		Goals	Shots	%	7mP	6mC	Wing	BT	FB	FTO	9m	YC	RC		2M	
1	KORNECKI Mateusz															30:42
3	DASZEK Michal	5	7	71		2/4		2/2								44:09
4	JEDRASZCZYK Piotr															0:00
5	OLEJNICZAK Michal	1	3	33		0/2		1/1							1	45:34
6	KOMARZEWSKI Krzysztof															0:00
8	BIS Bartlomiej											1		1		11:42
9	SICKO Szymon	6	9	67		3/4	1/1		1/1		1/3				1	30:57
12	PIETRASIK Ariel Piotr	1	2	50			1/2								1	39:17
18	BECKMAN Melwin															27:22
20	PILITOWSKI Maciej															20:55
21	SYPRZAK Kamil	2	4	50		2/4										24:29
23	MORYTO Arkadiusz	7	9	78	5/5				1/3							53:05
26	KRAJEWSKI Przemyslaw	1	3	33			0/2		1/1							52:38
30	PRZYBYLSKI Rafal														1	15:58
40	ZEMBRZYCKI Mateusz															23:12
44	CZAPLINSKI Mikolaj															0:00
Totals		23	37	62	5/5	7/14	3/6	3/3	3/5		2/4	1		5		60:00

No	Name	Total			Saves / Shots						9m
		Saves	Shots	%	7mP	6mC	Wing	BT	FB	FTO	
1	KORNECKI Mateusz	4	22	18	0/3	0/9	2/3	0/2	0/2		2/3
40	ZEMBRZYCKI Mateusz	2	13	15	0/3	1/3	1/2	0/4			0/1
EG			1								
Totals		7	37	19	0/6	2/13	3/5	0/6	0/2		2/5

#### Germany

Coach: GISLASON Alfred

Time outs: 2

No	Name	Total			Goals / Shots						Punishments			TP		
		Goals	Shots	%	7mP	6mC	Wing	BT	FB	FTO	9m	YC	RC		2M	
1	BITTER Johannes															53:17
4	GOLLA Johannes	6	7	86		6/7						1		1		52:27
7	WIENCEK Patrick	1	1	100		1/1								2		43:41
10	WIEDE Fabian															0:00
11	HEYMANN Sebastian	0	3	0		0/1				0/2				1		26:47
17	ZERBE Lukas	3	3	100			1/1		2/2							53:56
18	KOSTER Julian	6	6	100		1/1	1/1	3/3		1/1						30:30
19	M'BENGUE Djibril													1		11:51
20	WEBER Philipp	4	7	57		1/2		1/1		2/4						34:33
30	FIRNHABER Sebastian															0:00
34	DAHMKER Rune	1	3	33		1/1	0/2									58:49
40	ERNST Simon															0:00
44	STEINERT Christoph	9	11	82	6/6	1/1	0/1	2/2		0/1				1		51:48
95	DRUX Paul															2:21
Totals		30	41	73	6/6	11/14	2/5	6/6	2/2		3/8	1		6		60:00

No	Name	Total			Saves / Shots						9m
		Saves	Shots	%	7mP	6mC	Wing	BT	FB	FTO	
1	BITTER Johannes	7	28	25	0/5	4/11	1/3	0/3	2/4		0/2
EG			2								
Totals		7	30	23	0/5	4/11	1/4	0/3	2/5		0/2

#### Attacks

Team	All		Player Majority		Player Minority		Position Attacks		FB		Ind. FB		Team FB		TO	TO %
	G/Att.	%	G/Att.	%	G/Att.	%	G/Att.	%	G/Att.	%	G/Att.	%	G/Att.	%		
POL	23/43	53	6/8	75	3/5	60	20/38	53	3/5	60			3/5	60	8	19
GER	30/44	68	8/9	89	3/6	50	28/39	72	2/5	40			2/5	40	8	18

Legend:	
%	Efficiency
9m	9-metre Shots
FTO	Fast Throw off
TO	Turnover
2M	2-Minute Suspensions
BT	Breakthroughs
G/Att.	Goals/Attacks
TP	Time Played
6mC	6-metre Centre Shots
EG	Empty Goal
Ind.	Individual
YC	Yellow Cards
7m	7-metre Penalty Shots
FB	Fast Breaks
RC	Red Cards

TUE 18 JAN 2022  
Start Time: 18:00

## Play by Play

Match No: 23

Bratislava

## POL 23 - 30 GER

(12 - 15) (11 - 15)

Referees: NIKOLOV Slave (MKD) / NACHEVSKI Gjorgji (MKD)

<b>POL</b>	1 KORNECKI Mateusz	3 DASZEK Michal	4 JEDRASZCZYK Piotr	5 OLEJNICZAK Michal
	6 KOMARZEWSKI Krzysztof	8 BIS Bartlomiej	9 SICKO Szymon	12 PIETRASIK Ariel Piotr
	18 BECKMAN Melwin	20 PILITOWSKI Maciej	21 SYPRZAK Kamil	23 MORYTO Arkadiusz
	26 KRAJEWSKI Przemyslaw	30 PRZYBYLSKI Rafal	40 ZEMBRZYCKI Mateusz	44 CZAPLINSKI Mikolaj
	A JURECKI Bartosz	B ROMBEL Patryk	C WICHARY Marcin	F KAMINSKI Lukasz
<b>GER</b>	1 BITTER Johannes	4 GOLLA Johannes	7 WIENCEK Patrick	10 WIEDE Fabian
	11 HEYMANN Sebastian	17 ZERBE Lukas	18 KOSTER Julian	19 M'BENGUE Djibril
	20 WEBER Philipp	30 FIRNHABER Sebastian	34 DAHMKE Rune	40 ERNST Simon
	44 STEINERT Christoph	95 DRUX Paul		
	A WUDTKE Erik	B GISLASON Alfred	C ANDERSSON Mattias	E GRAESCHUS Peter

### 1st HALF

Match Time	POL - Poland	Score	Lead	GER - Germany
0:00	40 ZEMBRZYCKI M Goalkeeper			1 BITTER J Goalkeeper
0:47		0 - 1	-1	4 GOLLA J Goal centre 6m bottom right (44 STEINERT C), 107 km/h
1:30	3 DASZEK M Goal centre 6m bottom right (9 SICKO S), 132 km/h	1 - 1	0	
1:46	23 MORYTO A Steal			7 WIENCEK P Turnover
1:47				
1:51				7 WIENCEK P 2-minutes suspension
2:10	8 BIS B 7m received			44 STEINERT C 7m caused
2:24	23 MORYTO A Goal Penalty shot top centre (8 BIS B), 120 km/h	2 - 1	+1	
2:44				20 WEBER P for 1 BITTER J Empty goal
3:47				
3:51				11 HEYMANN S Shot centre 9m post
3:55				1 BITTER J for 7 WIENCEK P Goalkeeper back
4:29				34 DAHMKE R Shot left wing saved bottom right
4:57				11 HEYMANN S Shot centre 6m saved middle left
4:59				4 GOLLA J Warning (yellow card)
5:27	3 DASZEK M Technical Fault			
6:18	8 BIS B 7m caused			20 WEBER P 7m received
6:18	8 BIS B Warning (yellow card)			
6:42		2 - 2	0	44 STEINERT C Goal Penalty shot bottom right (20 WEBER P), 97 km/h
7:35	9 SICKO S Shot centre 9m post			
7:48	23 MORYTO A 7m caused			34 DAHMKE R 7m received
8:06		2 - 3	-1	44 STEINERT C Goal Penalty shot top right (34 DAHMKE R), 99 km/h
9:17	9 SICKO S Goal centre 6m bottom left, 119 km/h	3 - 3	0	
10:31	8 BIS B 2-minutes suspension			
10:32				
11:13		3 - 4	-1	44 STEINERT C Goal breakthrough bottom right, 87 km/h
11:23	21 SYPRZAK K for 40 ZEMBRZYCKI M Empty goal			
11:55	9 SICKO S Technical Fault			
11:57	40 ZEMBRZYCKI M for 21 SYPRZAK K Goalkeeper back			
12:25		3 - 5	-2	20 WEBER P Goal centre 9m bottom left (44 STEINERT C), 127 km/h
12:32				
13:21	5 OLEJNICZAK M Goal breakthrough bottom left, 68 km/h	4 - 5	-1	
14:07	18 BECKMAN M Steal			44 STEINERT C Turnover
14:51	21 SYPRZAK K Goal centre 6m bottom left (5 OLEJNICZAK M), 87 km/h	5 - 5	0	
15:51	12 PIETRASIK A 2-minutes suspension			
15:52				
16:06	5 OLEJNICZAK M 7m caused			20 WEBER P 7m received
16:06	1 KORNECKI M for 40 ZEMBRZYCKI M Goalkeeper Substitution			
16:06		5 - 6	-1	44 STEINERT C Goal Penalty shot bottom left (20 WEBER P), 112 km/h
16:21	9 SICKO S for 1 KORNECKI M Empty goal			
16:49	3 DASZEK M Shot centre 6m saved bottom left			
16:56	40 ZEMBRZYCKI M for 21 SYPRZAK K Goalkeeper back			
17:23		5 - 7	-2	44 STEINERT C Goal breakthrough top centre, 70 km/h
17:36	9 SICKO S for 40 ZEMBRZYCKI M Empty goal			
17:52				
17:55	40 ZEMBRZYCKI M for 12 PIETRASIK A Goalkeeper back			
18:18	5 OLEJNICZAK M Shot centre 6m saved bottom left			
18:29		5 - 8	-3	4 GOLLA J Goal centre 6m bottom centre (11 HEYMANN S), 127 km/h
18:35	Team timeout			

### POL 23 - 30 GER

(12 - 15) (11 - 15)

#### 1st HALF

Match Time	POL - Poland	Score	Lead	GER - Germany
19:03	9 SICKO S Goal centre 6m middle right (5 OLEJNICZAK M), 131 km/h	6 - 8	-2	
19:51	8 BIS B Block			20 WEBER P Shot centre 9m blocked
19:58	5 OLEJNICZAK M 7m received			11 HEYMANN S 7m caused
19:58				11 HEYMANN S 2-minutes suspension
19:58	23 MORYTO A Goal Penalty shot bottom left (5 OLEJNICZAK M), 116 km/h	7 - 8	-1	
19:59				
20:15				18 KOSTER J for 1 BITTER J Empty goal
21:08		7 - 9	-2	18 KOSTER J Goal left wing bottom centre, 91 km/h
21:12				1 BITTER J for 17 ZERBE L Goalkeeper back
21:33	23 MORYTO A Goal right wing bottom left (9 SICKO S), 96 km/h	8 - 9	-1	
21:46				17 ZERBE L for 1 BITTER J Empty goal
21:59				
22:07		8 - 10	-2	18 KOSTER J Goal breakthrough bottom right, 95 km/h
22:22				1 BITTER J for 17 ZERBE L Goalkeeper back
22:46	9 SICKO S 7m received			4 GOLLA J 7m caused
23:02	23 MORYTO A Goal Penalty shot bottom right (9 SICKO S), 98 km/h	9 - 10	-1	
23:36		9 - 11	-2	18 KOSTER J Goal breakthrough middle right, 100 km/h
24:18	1 KORNECKI M for 40 ZEMBRZYCKI M Goalkeeper Substitution			
24:27	9 SICKO S Goal centre 6m top right (23 MORYTO A), 129 km/h	10 - 11	-1	
24:59	12 PIETRASIK A 7m caused			18 KOSTER J 7m received
25:07		10 - 12	-2	44 STEINERT C Goal Penalty shot bottom right (18 KOSTER J), 89 km/h
25:38	5 OLEJNICZAK M Turnover			
25:48				18 KOSTER J Turnover (FB)
25:56	26 KRAJEWSKI P Goal fast break bottom left (1 KORNECKI M), 78 km/h	11 - 12	-1	
26:32				Team timeout
26:40		11 - 13	-2	20 WEBER P Goal breakthrough bottom left, 75 km/h
27:15				7 WIENCEK P 2-minutes suspension
27:16				
27:52	21 SYPRZAK K Technical Fault			
28:06				20 WEBER P for 1 BITTER J Empty goal
28:32	5 OLEJNICZAK M 2-minutes suspension			
28:33				
28:45		11 - 14	-3	4 GOLLA J Goal centre 6m top left (20 WEBER P), 116 km/h
29:04				1 BITTER J for 20 WEBER P Goalkeeper back
29:12	20 PILITOWSKI M for 1 KORNECKI M Empty goal			
29:14	3 DASZEK M Goal breakthrough top left, 100 km/h	12 - 14	-2	
29:17				
29:42				20 WEBER P Shot centre 6m saved middle right
29:55		12 - 15	-3	20 WEBER P Goal centre 9m bottom left (44 STEINERT C), 106 km/h
30:00	1 KORNECKI M for 9 SICKO S Goalkeeper back			
30:00				

#### 2nd HALF

Match Time	POL - Poland	Score	Lead	GER - Germany
30:00	1 KORNECKI M Goalkeeper			
30:33				
30:33	12 PIETRASIK A Goal left wing middle right, 91 km/h	13 - 15	-2	
30:33				4 GOLLA J 2-minutes suspension
30:33				11 HEYMANN S for 1 BITTER J Empty goal
30:34				
31:36				1 BITTER J for 11 HEYMANN S Goalkeeper back
31:40				20 WEBER P Technical Fault (FB)
31:47				11 HEYMANN S for 1 BITTER J Empty goal
31:47	23 MORYTO A Goal fast break middle centre, 92 km/h	14 - 15	-1	
32:16				20 WEBER P Shot centre 9m saved bottom right
32:18				1 BITTER J for 11 HEYMANN S Goalkeeper back
32:34				
33:06	3 DASZEK M Shot centre 6m missed			
33:22				1 BITTER J for 7 WIENCEK P Goalkeeper back
33:39				44 STEINERT C Shot right wing saved middle right
33:49		14 - 16	-2	4 GOLLA J Goal centre 6m bottom left, 109 km/h
34:35	12 PIETRASIK A Shot left wing saved middle right			
35:25		14 - 17	-3	44 STEINERT C Goal centre 6m bottom centre (20 WEBER P), 97 km/h
35:35	23 MORYTO A Shot fast break saved middle right			
35:52		14 - 18	-4	17 ZERBE L Goal right wing bottom left (4 GOLLA J), 80 km/h
36:35	21 SYPRZAK K Goal centre 6m bottom left (5 OLEJNICZAK M), 83 km/h	15 - 18	-3	



TUE 18 JAN 2022  
Start Time: 18:00

### Play by Play

Match No: 23

Bratislava

**POL 23 - 30 GER**

(12 - 15) (11 - 15)

#### 2nd HALF

Match Time	POL - Poland	Score	Lead	GER - Germany
37:08				11 HEYMANN S Shot centre 9m saved top right
37:48	5 OLEJNICZAK M Shot centre 6m blocked			11 HEYMANN S Block
38:06	21 SYPRZAK K Technical Fault			
38:40	23 MORYTO A Steal			18 KOSTER J Turnover
38:51	23 MORYTO A Shot fast break saved middle right			
39:50	12 PIETRASIK A 7m caused			20 WEBER P 7m received
39:50		15 - 19	-4	44 STEINERT C Goal Penalty shot middle left (20 WEBER P), 116 km/h
40:57	26 KRAJEWSKI P Shot right wing missed			
41:26		15 - 20	-5	18 KOSTER J Goal breakthrough bottom left, 89 km/h
41:40	Team timeout			
41:47	18 BECKMAN M for 1 KORNECKI M Empty goal			
42:09	9 SICKO S Turnover			
42:19	1 KORNECKI M for 3 DASZEK M Goalkeeper back			
43:05		15 - 21	-6	4 GOLLA J Goal centre 6m bottom right (18 KOSTER J), 110 km/h
43:17	9 SICKO S Shot centre 6m blocked			7 WIENCEK P Block
43:53				34 DAHMKE R Shot left wing saved bottom left
44:13	18 BECKMAN M Block			44 STEINERT C Shot centre 9m blocked
44:30	21 SYPRZAK K for 1 KORNECKI M Empty goal			
44:46	9 SICKO S Turnover			
44:55	1 KORNECKI M for 3 DASZEK M Goalkeeper back			
45:18				4 GOLLA J Shot centre 6m missed
45:31	21 SYPRZAK K for 1 KORNECKI M Empty goal			
46:02	9 SICKO S Goal centre 9m bottom right, 121 km/h	16 - 21	-5	
46:09	1 KORNECKI M for 3 DASZEK M Goalkeeper back			
46:38		16 - 22	-6	34 DAHMKE R Goal centre 6m middle left (20 WEBER P), 83 km/h
46:51	21 SYPRZAK K for 1 KORNECKI M Empty goal			
47:13	26 KRAJEWSKI P Shot left wing missed			
47:19	1 KORNECKI M for 3 DASZEK M Goalkeeper back			
47:19	30 PRZYBYLSKI R 2-minutes suspension			
47:20				
47:48		16 - 23	-7	20 WEBER P Goal centre 6m bottom left, 121 km/h
48:00	23 MORYTO A for 1 KORNECKI M Empty goal			
48:33	3 DASZEK M Goal centre 6m bottom right (9 SICKO S), 94 km/h	17 - 23	-6	
48:40	1 KORNECKI M for 23 MORYTO A Goalkeeper back			
48:58				20 WEBER P Turnover
49:05	23 MORYTO A for 1 KORNECKI M Empty goal			
49:19	1 KORNECKI M for 30 PRZYBYLSKI R Goalkeeper back			
49:20				
49:57	3 DASZEK M Goal centre 9m bottom left (9 SICKO S)	18 - 23	-5	
51:06	9 SICKO S Steal			44 STEINERT C Turnover (FB)
51:15	9 SICKO S Goal fast break bottom centre, 94 km/h	19 - 23	-4	
51:43	9 SICKO S 7m received			
51:43	40 ZEMBRZYCKI M for 1 KORNECKI M Goalkeeper Substitution			
51:43	9 SICKO S 7m caused			17 ZERBE L 7m received
51:44				
51:43	9 SICKO S 2-minutes suspension			
51:46		19 - 24	-5	44 STEINERT C Goal Penalty shot bottom left (17 ZERBE L), 94 km/h
52:20	23 MORYTO A for 40 ZEMBRZYCKI M Empty goal			
52:30	20 PILITOWSKI M 7m received			4 GOLLA J 7m caused
52:32	1 KORNECKI M for 3 DASZEK M Goalkeeper back			
52:32	23 MORYTO A Goal Penalty shot bottom left (20 PILITOWSKI M), 76 km/h	20 - 24	-4	
53:02		20 - 25	-5	18 KOSTER J Goal centre 9m top right (4 GOLLA J), 95 km/h
53:11	23 MORYTO A for 1 KORNECKI M Empty goal			
53:39	3 DASZEK M Goal breakthrough top right, 114 km/h	21 - 25	-4	
53:44				
53:52				Team timeout
53:52	1 KORNECKI M for 9 SICKO S Goalkeeper back			
54:14		21 - 26	-5	4 GOLLA J Goal centre 6m middle centre (18 KOSTER J), 99 km/h
54:50	21 SYPRZAK K Shot centre 6m saved bottom left			
55:28		21 - 27	-6	18 KOSTER J Goal centre 6m middle right (20 WEBER P), 121 km/h
56:02	3 DASZEK M Turnover			18 KOSTER J Steal
56:15		21 - 28	-7	17 ZERBE L Goal fast break bottom right (18 KOSTER J), 97 km/h
56:26				44 STEINERT C 2-minutes suspension
56:27				
56:42	9 SICKO S Goal left wing middle right, 32 km/h	22 - 28	-6	
57:17				20 WEBER P for 1 BITTER J Empty goal
57:35		22 - 29	-7	7 WIENCEK P Goal centre 6m bottom centre (20 WEBER P), 82 km/h

TUE 18 JAN 2022

Start Time: 18:00

## Play by Play

Match No: 23

Bratislava

### POL 23 - 30 GER

(12 - 15) (11 - 15)

#### 2nd HALF

Match Time	POL - Poland	Score	Lead	GER - Germany
57:39				1 BITTER J for 20 WEBER P Goalkeeper back
58:02	9 SICKO S 7m received			19 M'BENGUE D 7m caused
58:02				19 M'BENGUE D 2-minutes suspension
58:02	23 MORYTO A Goal Penalty shot bottom left (9 SICKO S), 102 km/h	23 - 29	-6	
58:35				20 WEBER P for 1 BITTER J Empty goal
58:44	12 PIETRASIK A Steal			20 WEBER P Turnover
59:07				1 BITTER J for 34 DAHMKE R Goalkeeper back
59:22	9 SICKO S Shot centre 9m blocked			7 WIENCEK P Block
59:31	21 SYPRZAK K Shot centre 6m saved bottom right			
59:43		23 - 30	-7	17 ZERBE L Goal fast break bottom right (1 BITTER J), 76 km/h
60:00				

TUE 18 JAN 2022  
Start Time: 18:00

Bratislava

## Match Team Statistics

Match No: 23

**POL 23 - 30 GER**

(12 - 15) (11 - 15)

Referees: NIKOLOV Slave (MKD) / NACHEVSKI Gjorgji (MKD)

**POL - Poland** Coach: ROMBEL Patryk

Time outs: 2

No.	Name	Total			All Goals / Shots							Punishments				Offence			Defence			TP	
		Goals	Shots	%	7mP	7m%	6mC	Wing	BT	FB	FTO	9m	YC	RC	2M	2+2	AS	R7	TO/TF	ST	BS		P7
1	KORNECKI Mateusz															1							30:42
3	DASZEK Michal	5	7	71			2/4		2/2									1 / 1					44:09
4	JEDRASZCZYK Piotr																						0:00
5	OLEJNICZAK Michal	1	3	33			0/2		1/1							1	4	1	1			1	45:34
6	KOMARZEWSKI Krzysztof																						0:00
8	BIS Bartlomiej											1		1		1	1				1	1	11:42
9	SICKO Szymon	6	9	67			3/4	1/1		1/1				1		1	6	3	2 / 1	1		1	30:57
12	PIETRASIK Ariel Piotr	1	2	50				1/2								1				1		2	39:17
18	BECKMAN Melwin																			1	1		27:22
20	PILITOWSKI Maciej															1	1						20:55
21	SYPRZAK Kamil	2	4	50			2/4											/ 2					24:29
23	MORYTO Arkadiusz	7	9	78	5/5	100		1/1		1/3						1				2		1	53:05
26	KRAJEWSKI Przemyslaw	1	3	33				0/2		1/1													52:38
30	PRZYBYLSKI Rafal														1								15:58
40	ZEMBRZYCKI Mateusz																						23:12
44	CZAPLINSKI Mikolaj																						0:00
Totals		23	37	62	5/5	100	7/14	3/6	3/3	3/5		2/4	1		5	14	6	4 / 4	5	2	6		

No.	Name	Total			All Saves / Shots										
		Saves	Shots	%	7mP	7m%	6mC	Wing	BT	FB	FTO	9m	9m%	NS	NS%
1	KORNECKI Mateusz	4	22	18	0/3	0	0/9	2/3	0/2	0/2		2/3	67	2/14	14
40	ZEMBRZYCKI Mateusz	2	13	15	0/3	0	1/3	1/2	0/4		0/1	0	2/9	22	
EG			1												
Totals		7	37	19	0/6	0	2/13	3/5	0/6	0/2		2/5	40	5/24	21

## Attacks

Team	All		Player Majority		Player Minority		Position Attacks		FB		Ind. FB		Team FB		TO	TO %
	G/Att.	%	G/Att.	%	G/Att.	%	G/Att.	%	G/Att.	%	G/Att.	%	G/Att.	%		
POL	23/43	53	6/8	75	3/5	60	20/38	53	3/5	60			3/5	60	8	19

## Team Shots

	Goals	Saves	Missed	Post	Blocked	Total	%	Prop %
6m Shots	7	4	1		2	14	50	38
Wing Shots	3	1	2			6	50	16
L R	2 1	1	1 1			4 2	50 50	11 5
9m Shots	2			1	1	4	50	11
L C R	2			1	1	4	50	0 11 0
7m Penalty Throws	5					5	100	14
Fast Breaks	3	2				5	60	14
Breakthroughs	3					3	100	8
Totals	23	7	3	1	3	37	62	100

Legend:	
% Efficiency	<b>2M</b> 2-Minute Suspensions
<b>9m</b> 9-metre Shots	<b>AS</b> Assists
<b>EG</b> Empty Goal	<b>FB</b> Fast Breaks
<b>L</b> Left	<b>NS</b> Near Shots
<b>R</b> Right	<b>RC</b> Red Cards
<b>Wing</b> Wing Shots	<b>YC</b> YC
	<b>2+2</b> 2+2 Minute Suspensions
	<b>BS</b> Blocked Shots
	<b>FTO</b> Fast Throw off
	<b>P7</b> Penalty 7-metre Fouls
	<b>ST</b> Steals
	<b>6mC</b> 6-metre Centre Shots
	<b>BT</b> Breakthroughs
	<b>G/Att.</b> Goals/Attacks
	<b>Prop %</b> Proportion of Goals
	<b>TO/TF</b> Turnover/Technical Faults
	<b>7mP</b> 7-metre Penalty Shots
	<b>C</b> Center
	<b>Ind.</b> Individual
	<b>R7</b> Received 7-metre Fouls
	<b>TP</b> Time Played

## Match Team Statistics

Match No: 23

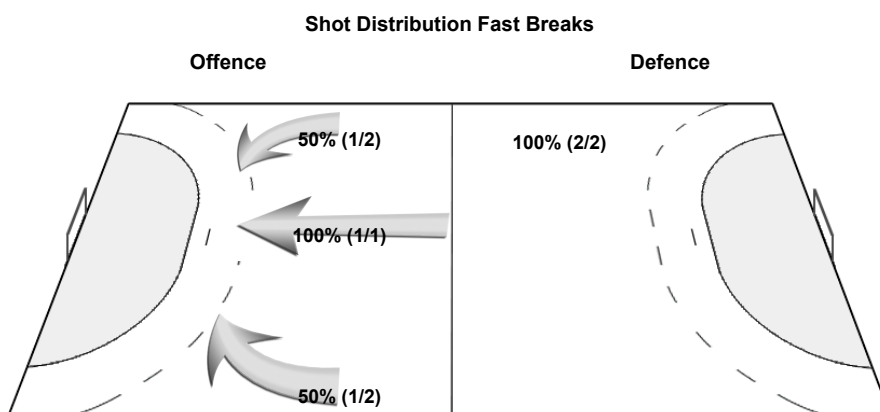

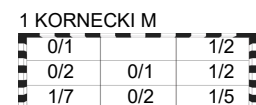
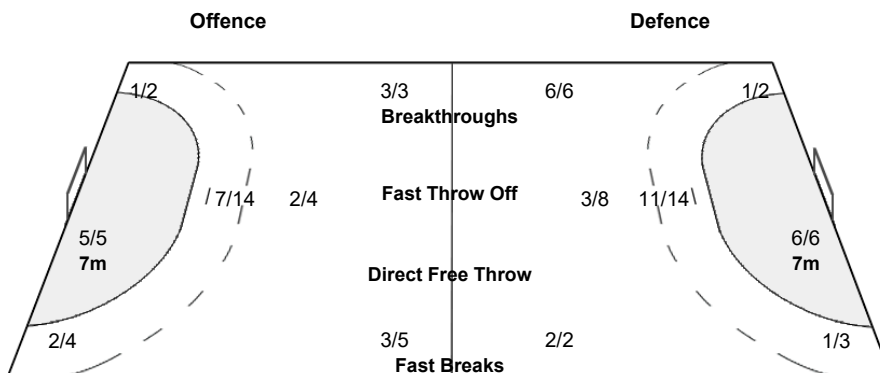

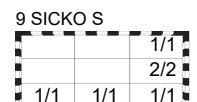
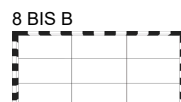

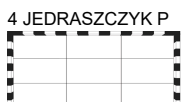
### POL 23 - 30 GER

(12 - 15) (11 - 15)

Referees: NIKOLOV Slave (MKD) / NACHEVSKI Gjorgji (MKD)

POL - Poland

## OverView of Shot Distribution



TUE 18 JAN 2022  
Start Time: 18:00

Bratislava

## Match Team Statistics

Match No: 23

**POL 23 - 30 GER**

(12 - 15) (11 - 15)

Referees: NIKOLOV Slave (MKD) / NACHEVSKI Gjorgji (MKD)

**GER - Germany** Coach: GISLASON Alfred (ISL)

Time outs: 2

No.	Name	Total			All Goals / Shots							Punishments				Offence			Defence			TP		
		Goals	Shots	%	7mP	7m%	6mC	Wing	BT	FB	FTO	9m	YC	RC	2M	2+2	AS	R7	TO/TF	ST	BS		P7	
1	BITTER Johannes																1							53:17
4	GOLLA Johannes	6	7	86			6/7					1		1		2							2	52:27
7	WIENCEK Patrick	1	1	100			1/1								2				1			2		43:41
10	WIEDE Fabian																							0:00
11	HEYMANN Sebastian	0	3	0			0/1				0/2			1		1					1	1		26:47
17	ZERBE Lukas	3	3	100				1/1		2/2						1	1							53:56
18	KOSTER Julian	6	6	100			1/1	1/1	3/3		1/1					4	1	2	1					30:30
19	M'BENGUE Djibril													1								1		11:51
20	WEBER Philipp	4	7	57			1/2		1/1		2/4					8	3	2 / 1						34:33
30	FIRNHABER Sebastian																							0:00
34	DAHMKKE Rune	1	3	33			1/1	0/2								1	1							58:49
40	ERNST Simon																							0:00
44	STEINERT Christoph	9	11	82	6/6	100	1/1	0/1	2/2		0/1			1		3		2				1		51:48
95	DRUX Paul																							2:21
Totals		30	41	73	6/6	100	11/14	2/5	6/6	2/2		3/8	1		6		21	6	7 / 1	1	3	5		

No.	Name	Total			All Saves / Shots											
		Saves	Shots	%	7mP	7m%	6mC	Wing	BT	FB	FTO	9m	9m%	NS	NS%	
1	BITTER Johannes	7	28	25	0/5	0	4/11	1/3	0/3	2/4		0/2		0	5/17	29
	EG		2													
Totals		7	30	23	0/5	0	4/11	1/4	0/3	2/5		0/2		0	5/18	28

## Attacks

Team	All		Player Majority		Player Minority		Position Attacks		FB		Ind. FB		Team FB		TO	TO %
	G/Att.	%	G/Att.	%	G/Att.	%	G/Att.	%	G/Att.	%	G/Att.	%	G/Att.	%		
GER	30/44	68	8/9	89	3/6	50	28/39	72	2/5	40			2/5	40	8	18

## Team Shots

	Goals	Saves	Missed	Post	Blocked	Total	%	Prop %
6m Shots	11	2	1			14	79	34
Wing Shots	2	3				5	40	12
L R	1 1	2 1				3 2	33 50	7 5
9m Shots	3	2		1	2	8	38	20
L C R	3	2		1	2	8	38	0 20 0
7m Penalty Throws	6					6	100	15
Fast Breaks	2					2	100	5
Breakthroughs	6					6	100	15
Totals	30	7	1	1	2	41	73	100

Legend:	
% Efficiency	<b>2M</b> 2-Minute Suspensions
<b>9m</b> 9-metre Shots	<b>2+2</b> 2+2 Minute Suspensions
<b>EG</b> Empty Goal	<b>AS</b> Assists
<b>L</b> Left	<b>BS</b> Blocked Shots
<b>R</b> Right	<b>FTO</b> Fast Throw off
<b>Wing</b> Wing Shots	<b>P7</b> Penalty 7-metre Fouls
	<b>RC</b> Red Cards
	<b>ST</b> Steals
	<b>YC</b> YC
	<b>6mC</b> 6-metre Centre Shots
	<b>7mP</b> 7-metre Penalty Shots
	<b>BT</b> Breakthroughs
	<b>C</b> Center
	<b>G/Att.</b> Goals/Attacks
	<b>Ind.</b> Individual
	<b>Prop %</b> Proportion of Goals
	<b>R7</b> Received 7-metre Fouls
	<b>TO/TF</b> Turnover/Technical Faults
	<b>TP</b> Time Played

## Match Team Statistics

Match No: 23

### POL 23 - 30 GER

(12 - 15) (11 - 15)

Referees: NIKOLOV Slave (MKD) / NACHEVSKI Gjorgji (MKD)

## GER - Germany

### OverView of Shot Distribution

4 GOLLA J
1/1
1/1
1/1
2/2

1-Missed

7 WIENCEK P
1/1

10 WIEDE F
------------

11 HEYMANN S
0/1
0/1

1-Post

17 ZERBE L
1/1
2/2

18 KOSTER J
1/1
2/2
1/1
1/1

19 M'BENGUE D
---------------

20 WEBER P
0/1
4/4
0/1

1-Blocked

30 FIRNHABER S
----------------

34 DAHMKE R
1/1
0/1
0/1

40 ERNST S
------------

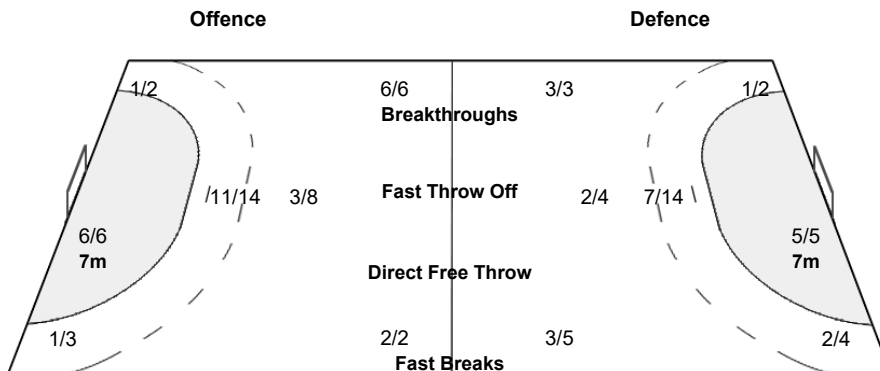
44 STEINERT C
1/1
1/1
1/1
0/1
2/2
1/1
3/3

1-Blocked

95 DRUX P
-----------

Team		
Goals / Shots		
1/1	1/1	2/3
2/3	1/1	2/4
9/10	4/4	8/10

1-Missed 1-Post 2-Blocked



Goalkeepers		
Saves / Shots		
0/1	0/1	0/2
3/13	0/1	3/6
3/13	0/1	1/5

1 BITTER J
0/1
0/1
0/2
3/5
3/13
0/1
1/5

### Shot Distribution Fast Breaks

