

### Preliminary Round - Group E

THU 13 JAN 2022  
Start Time: 20:30

Bratislava

## Start List

Match No: 26

### SWE - BIH

**Referees:** BIRO Adam (HUN) / KISS Oliver (HUN)  
**Reserve Referees:** HANSEN Mads (DEN) / MADSEN Jesper (DEN)

**EHF Supervisor:** COHEN Shlomo (ISR)  
**EHF Observer:** REIBEL Denis (FRA)  
**Timekeeper:** SVARC Samuel (SVK)  
**Scorekeeper:** ADAMKOVIC Matej (SVK)

#### SWE - Sweden

No.	Name	Pos.	Height m	Int. Matches		Competition Statistics							
				MP	G	MP	G	7mG	YC	2Min	RC	S	7mS
1	JOHANNESSON Peter	GK	1.91	0	0								
12	PALICKA Andreas	GK	1.89	0	0								
2	CARLSBOGARD Jonathan	LB	1.95	0	0								
4	MELLEGLARD Emil	LW	1.94	0	0								
5	DARJ Max	P	1.92	0	0								
10	EKBERG Niclas	RW	1.91	0	0								
11	PETTERSSON Daniel	RW	1.79	0	0								
15	WANNE Hampus	LW	1.85	0	0								
18	PETTERSSON Fredric	P	2.01	0	0								
19	CLAAR Felix	CB	1.92	0	0								
23	LAGERGREN Albin	RB	1.86	0	0								
24	GOTTFRIDSSON Jim	CB	1.92	0	0								
32	BERGENDAHL Oscar	P	1.92	0	0								
33	SANDELL Lukas	RB	1.92	0	0								
42	JOHANSSON Eric	LB	1.97	0	0								
49	WALLINIUS Karl	LB	1.99	0	0								
(I)	THULIN Tobias	GK	1.98	0	0								
(I)	MOLLER Felix	P	1.94	0	0								
<b>Headcoach</b> SOLBERG Glen (NOR)				<b>Bench/Team</b>									

SWE Played		
PR	BIH	13 JAN
PR	ESP	15 JAN
PR	CZE	17 JAN

#### BIH - Bosina Herzegovina

No.	Name	Pos.	Height m	Int. Matches		Competition Statistics							
				MP	G	MP	G	7mG	YC	2Min	RC	S	7mS
1	BOJIC Nebojsa	GK	1.94	0	0								
12	BURIC Benjamin	GK	1.96	0	0								
2	VUKSIC Milan	CB	1.72	0	0								
4	PERIC Josip	CB	1.80	0	0								
8	BURIC Senjamin	P	1.98	0	0								
11	KLIS Edin	LB	1.95	0	0								
13	HASELJIC Ibrahim	RW	1.92	0	0								
14	TERZIC Mirsad	LB	1.96	0	0								
15	FALJIC Adin	P	1.97	0	0								
18	KARACIC Ivan	CB	1.90	0	0								
19	PRCE Nikola	LB	2.00	0	0								
25	LUKIC Marko	CB	1.90	0	0								
27	SOLJIC Dragan	P	1.99	0	0								
30	KESKIC Enes	LW	1.83	0	0								
32	DRAGNIC Vlado	LW	1.87	0	0								
33	PERIC Luka	RW	1.95	0	0								
(I)	HERCEG Mirko	LB	1.95	0	0								
(I)	VRANJES Vladimir	P	2.00	0	0								
(I)	MALINOVIC Dejan	RB	1.91	0	0								
<b>Headcoach</b> OBRVAN Ivica (CRO)				<b>Bench/Team</b>									

BIH Played		
PR	SWE	13 JAN
PR	CZE	15 JAN
PR	ESP	17 JAN

Legend:							
<b>2Min</b>	2-Minute Suspensions	<b>7mG</b>	7-metre Goals	<b>7mS</b>	7-metre Saves	<b>CB</b>	Centre Back
<b>G</b>	Goals	<b>GK</b>	Goalkeeper	<b>LB</b>	Left Back	<b>LW</b>	Left Wing
<b>MP</b>	Matches Played	<b>P</b>	Pivot	<b>Pos</b>	Position	<b>PR</b>	Preliminary Round
<b>RB</b>	Right Back	<b>RC</b>	Red Cards	<b>RW</b>	Right Wing	<b>S</b>	Saves
<b>YC</b>	Yellow Cards						

THU 13 JAN 2022

Start Time: 20:30

Bratislava

Attendance: 1.268

Match No: 26

**SWE 30 - 18 BIH**

SWE - Sweden

Lineup efficiency										Time Played	GF	GA
2 CARLSBOGARD J	5 DARJ M	10 EKBERG N	12 PALICKA A	15 WANNE H	23 LAGERGREN A	24 GOTTFRIDSSON J	15:50	10	4			
1 JOHANNESSON P	5 DARJ M	11 PETTERSSON D	15 WANNE H	19 CLAAAR F	23 LAGERGREN A	42 JOHANSSON E	8:50	3	2			
2 CARLSBOGARD J	10 EKBERG N	12 PALICKA A	15 WANNE H	18 PETTERSSON F	19 CLAAAR F	33 SANDELL L	7:23	2	4			
1 JOHANNESSON P	4 MELLEGARD E	5 DARJ M	11 PETTERSSON D	19 CLAAAR F	23 LAGERGREN A	42 JOHANSSON E	6:44	1	3			
2 CARLSBOGARD J	10 EKBERG N	12 PALICKA A	15 WANNE H	18 PETTERSSON F	24 GOTTFRIDSSON J	33 SANDELL L	4:51	2	2			
1 JOHANNESSON P	2 CARLSBOGARD J	4 MELLEGARD E	11 PETTERSSON D	19 CLAAAR F	32 BERGENDAHL O	33 SANDELL L	3:48	0	1			
1 JOHANNESSON P	2 CARLSBOGARD J	4 MELLEGARD E	11 PETTERSSON D	19 CLAAAR F	23 LAGERGREN A	32 BERGENDAHL O	2:16	1	0			
10 EKBERG N	12 PALICKA A	15 WANNE H	18 PETTERSSON F	19 CLAAAR F	33 SANDELL L	42 JOHANSSON E	1:56	3	1			
1 JOHANNESSON P	4 MELLEGARD E	11 PETTERSSON D	19 CLAAAR F	24 GOTTFRIDSSON J	32 BERGENDAHL O	33 SANDELL L	1:45	4	0			
1 JOHANNESSON P	4 MELLEGARD E	11 PETTERSSON D	19 CLAAAR F	23 LAGERGREN A	24 GOTTFRIDSSON J	32 BERGENDAHL O	1:30	2	0			
1 JOHANNESSON P	2 CARLSBOGARD J	4 MELLEGARD E	11 PETTERSSON D	32 BERGENDAHL O	33 SANDELL L	49 WALLINIUS K	1:04	0	1			
1 JOHANNESSON P	4 MELLEGARD E	11 PETTERSSON D	24 GOTTFRIDSSON J	32 BERGENDAHL O	33 SANDELL L	49 WALLINIUS K	0:50	1	0			
1 JOHANNESSON P	2 CARLSBOGARD J	11 PETTERSSON D	24 GOTTFRIDSSON J	32 BERGENDAHL O	33 SANDELL L	49 WALLINIUS K	0:27	0	0			
1 JOHANNESSON P	4 MELLEGARD E	11 PETTERSSON D	23 LAGERGREN A	24 GOTTFRIDSSON J	32 BERGENDAHL O	42 JOHANSSON E	0:09	0	0			
1 JOHANNESSON P	4 MELLEGARD E	11 PETTERSSON D	19 CLAAAR F	23 LAGERGREN A	32 BERGENDAHL O	42 JOHANSSON E	0:03	0	0			

Score development										Time Played	G Diff.
2 CARLSBOGARD J	5 DARJ M	10 EKBERG N	12 PALICKA A	15 WANNE H	23 LAGERGREN A	24 GOTTFRIDSSON J	15:50		+6		
1 JOHANNESSON P	4 MELLEGARD E	11 PETTERSSON D	19 CLAAAR F	24 GOTTFRIDSSON J	32 BERGENDAHL O	33 SANDELL L	1:45		+4		
1 JOHANNESSON P	4 MELLEGARD E	11 PETTERSSON D	19 CLAAAR F	23 LAGERGREN A	24 GOTTFRIDSSON J	32 BERGENDAHL O	1:30		+2		
10 EKBERG N	12 PALICKA A	15 WANNE H	18 PETTERSSON F	19 CLAAAR F	33 SANDELL L	42 JOHANSSON E	1:56		+2		
1 JOHANNESSON P	4 MELLEGARD E	11 PETTERSSON D	24 GOTTFRIDSSON J	32 BERGENDAHL O	33 SANDELL L	49 WALLINIUS K	0:50		+1		
1 JOHANNESSON P	2 CARLSBOGARD J	4 MELLEGARD E	11 PETTERSSON D	19 CLAAAR F	23 LAGERGREN A	32 BERGENDAHL O	2:16		+1		
1 JOHANNESSON P	5 DARJ M	11 PETTERSSON D	15 WANNE H	19 CLAAAR F	23 LAGERGREN A	42 JOHANSSON E	8:50		+1		
1 JOHANNESSON P	4 MELLEGARD E	11 PETTERSSON D	19 CLAAAR F	23 LAGERGREN A	32 BERGENDAHL O	42 JOHANSSON E	0:03		0		
1 JOHANNESSON P	4 MELLEGARD E	11 PETTERSSON D	23 LAGERGREN A	24 GOTTFRIDSSON J	32 BERGENDAHL O	42 JOHANSSON E	0:09		0		
1 JOHANNESSON P	2 CARLSBOGARD J	11 PETTERSSON D	24 GOTTFRIDSSON J	32 BERGENDAHL O	33 SANDELL L	49 WALLINIUS K	0:27		0		
2 CARLSBOGARD J	10 EKBERG N	12 PALICKA A	15 WANNE H	18 PETTERSSON F	24 GOTTFRIDSSON J	33 SANDELL L	4:51		0		
1 JOHANNESSON P	2 CARLSBOGARD J	4 MELLEGARD E	11 PETTERSSON D	32 BERGENDAHL O	33 SANDELL L	49 WALLINIUS K	1:04		-1		
1 JOHANNESSON P	2 CARLSBOGARD J	4 MELLEGARD E	11 PETTERSSON D	19 CLAAAR F	32 BERGENDAHL O	33 SANDELL L	3:48		-1		
1 JOHANNESSON P	4 MELLEGARD E	5 DARJ M	11 PETTERSSON D	19 CLAAAR F	23 LAGERGREN A	42 JOHANSSON E	6:44		-2		
2 CARLSBOGARD J	10 EKBERG N	12 PALICKA A	15 WANNE H	18 PETTERSSON F	19 CLAAAR F	33 SANDELL L	7:23		-2		

THU 13 JAN 2022  
Start Time: 20:30

Bratislava

Match No: 26

**SWE 30 - 18 BIH**

Attendance: 1.268

**BIH - Bosnia Herzegovina**

Lineup efficiency							Time Played	GF	GA
4 PERIC J	8 BURIC S	11 KLIS E	12 BURIC B	13 HASELJIC I	18 KARACIC I	30 KESKIC E	6:16	1	2
1 BOJIC N	2 VUKSIC M	13 HASELJIC I	18 KARACIC I	25 LUKIC M	27 SOLJIC D	30 KESKIC E	5:42	3	2
1 BOJIC N	2 VUKSIC M	8 BURIC S	11 KLIS E	25 LUKIC M	32 DRAGNIC V	33 PERIC L	3:55	1	1
4 PERIC J	8 BURIC S	11 KLIS E	12 BURIC B	13 HASELJIC I	14 TERZIC M	18 KARACIC I	3:08	2	3
1 BOJIC N	4 PERIC J	8 BURIC S	18 KARACIC I	19 PRCE N	30 KESKIC E	33 PERIC L	2:37	0	0
1 BOJIC N	2 VUKSIC M	15 FALJIC A	18 KARACIC I	25 LUKIC M	32 DRAGNIC V	33 PERIC L	2:21	0	1
1 BOJIC N	2 VUKSIC M	11 KLIS E	15 FALJIC A	25 LUKIC M	32 DRAGNIC V	33 PERIC L	2:02	1	0
1 BOJIC N	4 PERIC J	8 BURIC S	14 TERZIC M	19 PRCE N	25 LUKIC M	32 DRAGNIC V	1:46	0	0
4 PERIC J	11 KLIS E	12 BURIC B	13 HASELJIC I	15 FALJIC A	18 KARACIC I	30 KESKIC E	1:45	1	0
1 BOJIC N	4 PERIC J	8 BURIC S	19 PRCE N	25 LUKIC M	32 DRAGNIC V	33 PERIC L	1:42	2	0
11 KLIS E	12 BURIC B	13 HASELJIC I	14 TERZIC M	15 FALJIC A	18 KARACIC I	30 KESKIC E	1:35	0	2
4 PERIC J	8 BURIC S	18 KARACIC I	19 PRCE N	25 LUKIC M	30 KESKIC E	33 PERIC L	1:33	0	0
1 BOJIC N	2 VUKSIC M	13 HASELJIC I	14 TERZIC M	18 KARACIC I	25 LUKIC M	27 SOLJIC D	1:22	0	1
8 BURIC S	11 KLIS E	12 BURIC B	13 HASELJIC I	14 TERZIC M	18 KARACIC I	30 KESKIC E	1:19	0	2
1 BOJIC N	14 TERZIC M	15 FALJIC A	19 PRCE N	25 LUKIC M	32 DRAGNIC V	33 PERIC L	1:18	0	0
1 BOJIC N	2 VUKSIC M	8 BURIC S	11 KLIS E	25 LUKIC M	27 SOLJIC D	32 DRAGNIC V	1:16	0	0
1 BOJIC N	4 PERIC J	14 TERZIC M	15 FALJIC A	18 KARACIC I	25 LUKIC M	32 DRAGNIC V	1:15	0	1
1 BOJIC N	2 VUKSIC M	8 BURIC S	11 KLIS E	13 HASELJIC I	14 TERZIC M	18 KARACIC I	1:14	1	1
1 BOJIC N	13 HASELJIC I	14 TERZIC M	18 KARACIC I	25 LUKIC M	27 SOLJIC D	30 KESKIC E	1:07	0	1
1 BOJIC N	4 PERIC J	8 BURIC S	14 TERZIC M	18 KARACIC I	19 PRCE N	30 KESKIC E	1:07	0	0
1 BOJIC N	4 PERIC J	8 BURIC S	18 KARACIC I	19 PRCE N	32 DRAGNIC V	33 PERIC L	1:06	1	0
1 BOJIC N	8 BURIC S	11 KLIS E	25 LUKIC M	27 SOLJIC D	32 DRAGNIC V	33 PERIC L	1:06	0	1
1 BOJIC N	4 PERIC J	8 BURIC S	18 KARACIC I	19 PRCE N	25 LUKIC M	30 KESKIC E	1:01	0	1
1 BOJIC N	4 PERIC J	15 FALJIC A	19 PRCE N	25 LUKIC M	32 DRAGNIC V	33 PERIC L	1:00	0	0
1 BOJIC N	11 KLIS E	15 FALJIC A	25 LUKIC M	27 SOLJIC D	32 DRAGNIC V	33 PERIC L	0:57	0	1
4 PERIC J	8 BURIC S	11 KLIS E	23 HASELJIC I	18 KARACIC I	25 LUKIC M	30 KESKIC E	0:56	1	0
1 BOJIC N	14 TERZIC M	15 FALJIC A	18 KARACIC I	25 LUKIC M	32 DRAGNIC V	33 PERIC L	0:49	1	1
4 PERIC J	8 BURIC S	11 KLIS E	12 BURIC B	13 HASELJIC I	14 TERZIC M	25 LUKIC M	0:47	0	0
2 VUKSIC M	11 KLIS E	12 BURIC B	13 HASELJIC I	15 FALJIC A	18 KARACIC I	30 KESKIC E	0:47	1	0
1 BOJIC N	8 BURIC S	14 TERZIC M	18 KARACIC I	19 PRCE N	30 KESKIC E	33 PERIC L	0:45	1	0
1 BOJIC N	2 VUKSIC M	11 KLIS E	13 HASELJIC I	15 FALJIC A	18 KARACIC I	30 KESKIC E	0:43	0	0
1 BOJIC N	4 PERIC J	15 FALJIC A	18 KARACIC I	25 LUKIC M	32 DRAGNIC V	33 PERIC L	0:41	0	0
4 PERIC J	12 BURIC B	13 HASELJIC I	15 FALJIC A	18 KARACIC I	25 LUKIC M	30 KESKIC E	0:37	0	0
4 PERIC J	12 BURIC B	13 HASELJIC I	14 TERZIC M	15 FALJIC A	18 KARACIC I	25 LUKIC M	0:32	0	1
1 BOJIC N	2 VUKSIC M	8 BURIC S	11 KLIS E	13 HASELJIC I	18 KARACIC I	30 KESKIC E	0:31	0	0
1 BOJIC N	8 BURIC S	14 TERZIC M	18 KARACIC I	19 PRCE N	25 LUKIC M	30 KESKIC E	0:31	0	2
1 BOJIC N	2 VUKSIC M	14 TERZIC M	15 FALJIC A	18 KARACIC I	25 LUKIC M	32 DRAGNIC V	0:31	0	1
8 BURIC S	11 KLIS E	12 BURIC B	13 HASELJIC I	14 TERZIC M	18 KARACIC I	25 LUKIC M	0:25	0	1
2 VUKSIC M	8 BURIC S	11 KLIS E	13 HASELJIC I	14 TERZIC M	18 KARACIC I	30 KESKIC E	0:25	1	0
4 PERIC J	8 BURIC S	11 KLIS E	12 BURIC B	13 HASELJIC I	18 KARACIC I	25 LUKIC M	0:23	0	0
1 BOJIC N	4 PERIC J	8 BURIC S	14 TERZIC M	18 KARACIC I	19 PRCE N	32 DRAGNIC V	0:14	0	1
1 BOJIC N	2 VUKSIC M	11 KLIS E	15 FALJIC A	25 LUKIC M	27 SOLJIC D	32 DRAGNIC V	0:12	0	1
4 PERIC J	8 BURIC S	11 KLIS E	12 BURIC B	13 HASELJIC I	25 LUKIC M	30 KESKIC E	0:11	0	0
4 PERIC J	11 KLIS E	12 BURIC B	13 HASELJIC I	14 TERZIC M	15 FALJIC A	18 KARACIC I	0:10	0	1
1 BOJIC N	2 VUKSIC M	11 KLIS E	14 TERZIC M	15 FALJIC A	25 LUKIC M	32 DRAGNIC V	0:09	0	1
1 BOJIC N	8 BURIC S	18 KARACIC I	19 PRCE N	25 LUKIC M	30 KESKIC E	33 PERIC L	0:06	0	0
1 BOJIC N	2 VUKSIC M	13 HASELJIC I	15 FALJIC A	18 KARACIC I	25 LUKIC M	30 KESKIC E	0:05	0	0

Score development							Time Played	G Diff.
1 BOJIC N	4 PERIC J	8 BURIC S	19 PRCE N	25 LUKIC M	32 DRAGNIC V	33 PERIC L	1:42	+2
2 VUKSIC M	8 BURIC S	11 KLIS E	13 HASELJIC I	14 TERZIC M	18 KARACIC I	30 KESKIC E	0:25	+1
1 BOJIC N	8 BURIC S	14 TERZIC M	18 KARACIC I	19 PRCE N	30 KESKIC E	33 PERIC L	0:45	+1
2 VUKSIC M	11 KLIS E	12 BURIC B	13 HASELJIC I	15 FALJIC A	18 KARACIC I	30 KESKIC E	0:47	+1
4 PERIC J	8 BURIC S	11 KLIS E	13 HASELJIC I	18 KARACIC I	25 LUKIC M	30 KESKIC E	0:56	+1
1 BOJIC N	4 PERIC J	8 BURIC S	18 KARACIC I	19 PRCE N	32 DRAGNIC V	33 PERIC L	1:06	+1
4 PERIC J	11 KLIS E	12 BURIC B	13 HASELJIC I	15 FALJIC A	18 KARACIC I	30 KESKIC E	1:45	+1
1 BOJIC N	2 VUKSIC M	11 KLIS E	15 FALJIC A	25 LUKIC M	32 DRAGNIC V	33 PERIC L	2:02	+1
1 BOJIC N	2 VUKSIC M	13 HASELJIC I	18 KARACIC I	25 LUKIC M	27 SOLJIC D	30 KESKIC E	5:42	+1
1 BOJIC N	2 VUKSIC M	13 HASELJIC I	15 FALJIC A	18 KARACIC I	25 LUKIC M	30 KESKIC E	0:05	0
1 BOJIC N	8 BURIC S	18 KARACIC I	19 PRCE N	25 LUKIC M	30 KESKIC E	33 PERIC L	0:06	0
4 PERIC J	8 BURIC S	11 KLIS E	12 BURIC B	13 HASELJIC I	25 LUKIC M	30 KESKIC E	0:11	0
4 PERIC J	8 BURIC S	11 KLIS E	12 BURIC B	13 HASELJIC I	18 KARACIC I	25 LUKIC M	0:23	0
1 BOJIC N	2 VUKSIC M	8 BURIC S	11 KLIS E	13 HASELJIC I	18 KARACIC I	30 KESKIC E	0:31	0
4 PERIC J	12 BURIC B	13 HASELJIC I	15 FALJIC A	18 KARACIC I	25 LUKIC M	30 KESKIC E	0:37	0
1 BOJIC N	4 PERIC J	15 FALJIC A	18 KARACIC I	25 LUKIC M	32 DRAGNIC V	33 PERIC L	0:41	0
1 BOJIC N	2 VUKSIC M	11 KLIS E	13 HASELJIC I	15 FALJIC A	18 KARACIC I	30 KESKIC E	0:43	0
4 PERIC J	8 BURIC S	11 KLIS E	12 BURIC B	13 HASELJIC I	14 TERZIC M	25 LUKIC M	0:47	0
1 BOJIC N	14 TERZIC M	15 FALJIC A	18 KARACIC I	25 LUKIC M	32 DRAGNIC V	33 PERIC L	0:49	0
1 BOJIC N	4 PERIC J	15 FALJIC A	19 PRCE N	25 LUKIC M	32 DRAGNIC V	33 PERIC L	1:00	0

THU 13 JAN 2022

Start Time: 20:30

Bratislava

Attendance: 1.268

Match No: 26

**SWE 30 - 18 BIH**

**BIH - Bosnia Herzegovina**

Score development							Time Played	G Diff.
1 BOJIC N	4 PERIC J	8 BURIC S	14 TERZIC M	18 KARACIC I	19 PRCE N	30 KESKIC E	1:07	0
1 BOJIC N	2 VUKSIC M	8 BURIC S	11 KLIS E	13 HASELJIC I	14 TERZIC M	18 KARACIC I	1:14	0
1 BOJIC N	2 VUKSIC M	8 BURIC S	11 KLIS E	25 LUKIC M	27 SOLJIC D	32 DRAGNIC V	1:16	0
1 BOJIC N	14 TERZIC M	15 FALJIC A	19 PRCE N	25 LUKIC M	32 DRAGNIC V	33 PERIC L	1:18	0
4 PERIC J	8 BURIC S	18 KARACIC I	19 PRCE N	25 LUKIC M	30 KESKIC E	33 PERIC L	1:33	0
1 BOJIC N	4 PERIC J	8 BURIC S	14 TERZIC M	19 PRCE N	25 LUKIC M	32 DRAGNIC V	1:46	0
1 BOJIC N	4 PERIC J	8 BURIC S	18 KARACIC I	19 PRCE N	30 KESKIC E	33 PERIC L	2:37	0
1 BOJIC N	2 VUKSIC M	8 BURIC S	11 KLIS E	25 LUKIC M	32 DRAGNIC V	33 PERIC L	3:55	0
1 BOJIC N	2 VUKSIC M	11 KLIS E	14 TERZIC M	15 FALJIC A	25 LUKIC M	32 DRAGNIC V	0:09	-1
4 PERIC J	11 KLIS E	12 BURIC B	13 HASELJIC I	14 TERZIC M	15 FALJIC A	18 KARACIC I	0:10	-1
1 BOJIC N	2 VUKSIC M	11 KLIS E	15 FALJIC A	25 LUKIC M	27 SOLJIC D	32 DRAGNIC V	0:12	-1
1 BOJIC N	4 PERIC J	8 BURIC S	14 TERZIC M	18 KARACIC I	19 PRCE N	32 DRAGNIC V	0:14	-1
8 BURIC S	11 KLIS E	12 BURIC B	13 HASELJIC I	14 TERZIC M	18 KARACIC I	25 LUKIC M	0:25	-1
1 BOJIC N	2 VUKSIC M	14 TERZIC M	15 FALJIC A	18 KARACIC I	25 LUKIC M	32 DRAGNIC V	0:31	-1
4 PERIC J	12 BURIC B	13 HASELJIC I	14 TERZIC M	15 FALJIC A	18 KARACIC I	25 LUKIC M	0:32	-1
1 BOJIC N	11 KLIS E	15 FALJIC A	25 LUKIC M	27 SOLJIC D	32 DRAGNIC V	33 PERIC L	0:57	-1
1 BOJIC N	4 PERIC J	8 BURIC S	18 KARACIC I	19 PRCE N	25 LUKIC M	30 KESKIC E	1:01	-1
1 BOJIC N	8 BURIC S	11 KLIS E	25 LUKIC M	27 SOLJIC D	32 DRAGNIC V	33 PERIC L	1:06	-1
1 BOJIC N	13 HASELJIC I	14 TERZIC M	18 KARACIC I	25 LUKIC M	27 SOLJIC D	30 KESKIC E	1:07	-1
1 BOJIC N	4 PERIC J	14 TERZIC M	15 FALJIC A	18 KARACIC I	25 LUKIC M	32 DRAGNIC V	1:15	-1
1 BOJIC N	2 VUKSIC M	13 HASELJIC I	14 TERZIC M	18 KARACIC I	25 LUKIC M	27 SOLJIC D	1:22	-1
1 BOJIC N	2 VUKSIC M	15 FALJIC A	18 KARACIC I	25 LUKIC M	32 DRAGNIC V	33 PERIC L	2:21	-1
4 PERIC J	8 BURIC S	11 KLIS E	12 BURIC B	13 HASELJIC I	14 TERZIC M	18 KARACIC I	3:08	-1
4 PERIC J	8 BURIC S	11 KLIS E	12 BURIC B	13 HASELJIC I	18 KARACIC I	30 KESKIC E	6:16	-1
1 BOJIC N	8 BURIC S	14 TERZIC M	18 KARACIC I	19 PRCE N	25 LUKIC M	30 KESKIC E	0:31	-2
8 BURIC S	11 KLIS E	12 BURIC B	13 HASELJIC I	14 TERZIC M	18 KARACIC I	30 KESKIC E	1:19	-2
11 KLIS E	12 BURIC B	13 HASELJIC I	14 TERZIC M	15 FALJIC A	18 KARACIC I	30 KESKIC E	1:35	-2

Empty Net							Time Played	GF	GA
4 PERIC J	8 BURIC S	18 KARACIC I	19 PRCE N	25 LUKIC M	30 KESKIC E	33 PERIC L	1:33	0	0
4 PERIC J	8 BURIC S	11 KLIS E	13 HASELJIC I	18 KARACIC I	25 LUKIC M	30 KESKIC E	0:56	1	0
2 VUKSIC M	8 BURIC S	11 KLIS E	13 HASELJIC I	14 TERZIC M	18 KARACIC I	30 KESKIC E	0:25	1	0

Legend:  
G Diff. Goals Difference

THU 13 JAN 2022

Start Time: 20:30

Bratislava

Attendance: 1.268

## Results

Match No: 26

### SWE 30 - 18 BIH

(17 - 11) (13 - 7)

Referees: BIRO Adam (HUN) / KISS Oliver (HUN)

### Sweden

Coach: SOLBERG Glen

No	Name	Total			Goals / Shots							Punishments			TP		
		Goals	Shots	%	7mP	6mC	Wing	BT	FB	FTO	9m	YC	RC	2M			
1	JOHANNESSON Peter																30:00
2	CARLSBOGARD Jonathan																35:39
4	MELLEGARD Emil	3	3	100			1/1		2/2								20:43
5	DARJ Max	2	5	40		1/3	1/2										31:24
10	EKBERG Niclas	3	4	75			3/4										30:00
11	PETTERSSON Daniel	3	3	100		1/1	2/2								1		30:00
12	PALICKA Andreas																30:00
15	WANNE Hampus	6	7	86	2/2	1/1	1/2		2/2								38:50
18	PETTERSSON Fredric	1	1	100			1/1										14:10
19	CLAAR Felix	5	5	100		2/2		3/3									34:15
23	LAGERGREN Albin	1	1	100			1/1										35:22
24	GOTTFRIDSSON Jim	3	4	75		1/1		2/3									27:56
32	BERGENDAHL Oscar																14:26
33	SANDELL Lukas	2	3	67			1/1				1/2						24:38
42	JOHANSSON Eric	1	2	50		1/2											17:42
49	WALLINIUS Karl	0	1	0							0/1						4:55
Totals		30	39	77	2/2	7/10	11/14	5/6	4/4		1/3				1		60:00

No	Name	Total			Saves / Shots						
		Saves	Shots	%	7mP	6mC	Wing	BT	FB	FTO	9m
1	JOHANNESSON Peter	8	15	53	0/1	4/8	3/4	1/1			0/1
12	PALICKA Andreas	8	19	42	1/2	4/9	2/5		0/1		1/2
Totals		16	34	47	1/3	8/17	5/9	1/1	0/1		1/3

### RUNNING SCORE

SWE - BIH	
<b>1st Half</b>	
DARJ M	1 (1') 0
EKBERG N	2 (2') 1
GOTTFRIDSSON J	3 (4') 1
EKBERG N	4 (5') 1
WANNE H	5 (6') 1
	5 (8') 2
	5 (8') 3
LAGERGREN A	6 (8') 3
DARJ M	7 (11') 3
EKBERG N	8 (12') 3
	8 (13') 4
WANNE H	9 (14') 4
WANNE H	10 (16') 4
	10 (17') 5
WANNE H	11 (18') 5
	11 (18') 6
SANDELL L	12 (19') 6
WANNE H	13 (23') 6
	13 (24') 7
	13 (24') 8
CLAAR F	14 (25') 8
	14 (26') 9
CLAAR F	15 (26') 9
PETTERSSON F	16 (28') 9
	16 (30') 10
JOHANSSON E	17 (30') 10
	17 (30') 11
<b>2nd Half</b>	
WANNE H	18 (34') 11
CLAAR F	19 (35') 11
PETTERSSON D	20 (36') 11
	20 (37') 12
	20 (39') 13
PETTERSSON D	21 (39') 13
	21 (40') 14
	21 (41') 15
	21 (46') 16
MELLEGARD E	22 (47') 16
MELLEGARD E	23 (48') 16
CLAAR F	24 (49') 16
GOTTFRIDSSON J	25 (51') 16
	25 (51') 17
PETTERSSON D	26 (51') 17
CLAAR F	27 (52') 17
SANDELL L	28 (54') 17
MELLEGARD E	29 (57') 17
	29 (59') 18
GOTTFRIDSSON J	30 (60') 18

### Bosnia Herzegovina

Coach: OBRVAN Ivica

Time outs: 3

No	Name	Total			Goals / Shots							Punishments			TP		
		Goals	Shots	%	7mP	6mC	Wing	BT	FB	FTO	9m	YC	RC	2M			
1	BOJIC Nebojsa																39:11
2	VUKSIC Milan	1	1	100					1/1								21:15
4	PERIC Josip	1	4	25	1/2	0/2											28:47
8	BURIC Senjamin	4	7	57		4/7											34:20
11	KLIS Edin	2	8	25		0/4	0/1				2/3						30:12
12	BURIC Benjamin																17:55
13	HASELJIC Ibrahim																30:00
14	TERZIC Mirsad											1		1			20:29
15	FALJIC Adin	1	1	100		1/1											17:29
18	KARACIC Ivan	2	6	33		0/1	2/3	0/1			0/1				2		43:39
19	PRCE Nikola	2	4	50		1/2	1/2										14:46
25	LUKIC Marko	3	6	50		3/4	0/1				0/1				1		36:18
27	SOLJIC Dragan																11:42
30	KESKIC Enes	1	2	50			1/2										29:39
32	DRAGNIC Vlado																22:20
33	PERIC Luka	1	3	33	1/2		0/1										21:58
Totals		18	42	43	2/4	9/21	4/10	0/1	1/1		2/5	1			4		60:00

No	Name	Total			Saves / Shots						
		Saves	Shots	%	7mP	6mC	Wing	BT	FB	FTO	9m
1	BOJIC Nebojsa	5	23	22	0/1	0/5	2/6	1/5	0/3		2/3
12	BURIC Benjamin	2	14	14	0/1	1/3	1/8	0/1	0/1		
Totals		7	37	19	0/2	1/8	3/14	1/6	0/4		2/3

### Attacks

Team	All		Player Majority		Player Minority		Position Attacks		FB		Ind. FB		Team FB		TO	TO %
	G/Att.	%	G/Att.	%	G/Att.	%	G/Att.	%	G/Att.	%	G/Att.	%	G/Att.	%		
SWE	30/45	67	5/7	71			26/41	63	4/4	100	1/1	100	3/3	100	6	13
BIH	18/46	39	0/1	0	2/6	33	17/43	40	1/3	33			1/3	33	8	17

Legend:	
%	Efficiency
9m	9-metre Shots
FTO	Fast Throw off
TO	Turnover
2M	2-Minute Suspensions
BT	Breakthroughs
G/Att.	Goals/Attacks
TP	Time Played
6mC	6-metre Centre Shots
EG	Empty Goal
Ind.	Individual
YC	Yellow Cards
7m	7-metre Penalty Shots
FB	Fast Breaks
RC	Red Cards

THU 13 JAN 2022

Start Time: 20:30

Bratislava

## Play by Play

Match No: 26

### SWE 30 - 18 BIH

(17 - 11) (13 - 7)

**Referees:** BIRO Adam (HUN) / KISS Oliver (HUN)

<b>SWE</b>	1 JOHANNESSON Peter	2 CARLSBOGARD Jonathan	4 MELLEGARD Emil	5 DARJ Max
	10 EKBERG Niclas	11 PETERSSON Daniel	12 PALICKA Andreas	15 WANNE Hampus
	18 PETERSSON Fredric	19 CLAAR Felix	23 LAGERGREN Albin	24 GOTTFRIDSSON Jim
	32 BERGENDAHL Oscar	33 SANDELL Lukas	42 JOHANSSON Eric	49 WALLINIUS Karl
	A SVENSSON Tomas	B SOLBERG Glen	E SIGSJO Patrik	F F Bjorn

<b>BIH</b>	1 BOJIC Nebojsa	2 VUKSIC Milan	4 PERIC Josip	8 BURIC Senjamin
	11 KLIS Edin	12 BURIC Benjamin	13 HASELJIC Ibrahim	14 TERZIC Mirsad
	15 FALJIC Adin	18 KARACIC Ivan	19 PRCE Nikola	25 LUKIC Marko
	27 SOLJIC Dragan	30 KESKIC Enes	32 DRAGNIC Vlado	33 PERIC Luka
	A OBRVAN Ivica	B COLINA Toni	C BLAZEVIC Mario	D NEZIREVIC Amer

### 1st HALF

Match Time	SWE - Sweden	Score Lead	BIH - Bosnia Herzegovina
0:00	12 PALICKA A Goalkeeper		12 BURIC B Goalkeeper
0:53	5 DARJ M Goal centre 6m top centre (23 LAGERGREN A), 29 km/h	1 - 0 +1	
1:33	24 GOTTFRIDSSON J 7m caused		18 KARACIC I 7m received
1:47			4 PERIC J Penalty shot saved middle centre
1:57		1 - 1 0	4 PERIC J Goal Penalty shot bottom left, 65 km/h
2:23	10 EKBERG N Goal right wing top left (24 GOTTFRIDSSON J), 106 km/h	2 - 1 +1	
2:55			11 KLIS E Shot centre 6m saved bottom right
3:48	24 GOTTFRIDSSON J Goal breakthrough top left, 98 km/h	3 - 1 +2	
4:21			11 KLIS E Shot left wing saved bottom left
4:30	10 EKBERG N Goal right wing top left (24 GOTTFRIDSSON J), 28 km/h	4 - 1 +3	
5:14	24 GOTTFRIDSSON J Steal		14 TERZIC M Turnover
5:48	15 WANNE H Goal individual fast break bottom right	5 - 1 +4	
5:59		5 - 2 +3	18 KARACIC I Goal right wing bottom right, 75 km/h
6:17			14 TERZIC M Warning (yellow card)
6:28	5 DARJ M Shot centre 6m saved bottom centre		
7:02		5 - 3 +2	8 BURIC S Goal centre 6m bottom right (14 TERZIC M), 116 km/h
7:30	23 LAGERGREN A Goal left wing bottom left (10 EKBERG N), 88 km/h	6 - 3 +3	
8:16			4 PERIC J Turnover (FB)
8:51	10 EKBERG N Shot right wing saved top left		
9:38			30 KESKIC E Technical Fault
10:16			18 KARACIC I 2-minutes suspension
10:17			
10:25	5 DARJ M Goal left wing middle left (2 CARLSBOGARD J), 19 km/h	7 - 3 +4	
10:43			25 LUKIC M for 12 BURIC B Empty goal
11:07			12 BURIC B for 30 KESKIC E Goalkeeper back
11:23			11 KLIS E Shot centre 6m saved middle right
11:43	10 EKBERG N Goal right wing bottom left (5 DARJ M), 78 km/h	8 - 3 +5	
11:55			30 KESKIC E for 12 BURIC B Empty goal
12:17			
12:23		8 - 4 +4	8 BURIC S Goal centre 6m bottom right (4 PERIC J), 90 km/h
12:27			12 BURIC B for 30 KESKIC E Goalkeeper back
12:50	23 LAGERGREN A Turnover		
13:05			4 PERIC J Shot centre 6m saved bottom left
13:51	15 WANNE H Goal left wing bottom left (24 GOTTFRIDSSON J), 96 km/h	9 - 4 +5	
15:23			4 PERIC J Technical Fault
15:32	15 WANNE H Goal centre 6m bottom left (24 GOTTFRIDSSON J), 63 km/h	10 - 4 +6	
15:50			Team timeout
16:26		10 - 5 +5	18 KARACIC I Goal right wing bottom right (4 PERIC J), 74 km/h
16:58	33 SANDELL L 7m received		15 FALJIC A 7m caused
17:19	15 WANNE H Goal Penalty shot bottom left (33 SANDELL L), 102 km/h	11 - 5 +6	
17:54		11 - 6 +5	30 KESKIC E Goal left wing top left (11 KLIS E), 84 km/h
18:36	33 SANDELL L Goal right wing top left, 108 km/h	12 - 6 +6	
18:51			1 BOJIC N for 12 BURIC B Goalkeeper Substitution
19:27			11 KLIS E Shot centre 6m saved bottom left
19:33	12 PALICKA A Turnover		
20:20			18 KARACIC I Shot right 9m saved bottom left
20:55	15 WANNE H Shot left wing saved bottom left		
21:55	15 WANNE H Steal		18 KARACIC I Turnover (FB)

THU 13 JAN 2022  
Start Time: 20:30

**Play by Play**  
Match No: 26

Bratislava

**SWE 30 - 18 BIH**

(17 - 11) (13 - 7)

**1st HALF**

Match Time	SWE - Sweden	Score	Lead	BIH - Bosnia Herzegovina
22:10	15 WANNE H Goal fast break bottom left, 83 km/h	13 - 6	+7	
23:05		13 - 7	+6	25 LUKIC M Goal centre 6m bottom left, 111 km/h
23:18	33 SANDELL L Technical Fault			
23:49		13 - 8	+5	25 LUKIC M Goal centre 6m bottom right, 118 km/h
24:26	19 CLAAR F Goal breakthrough top left, 92 km/h	14 - 8	+6	
25:10		14 - 9	+5	25 LUKIC M Goal centre 6m bottom right (2 VUKSIC M), 88 km/h
25:28	19 CLAAR F Goal centre 6m top centre, 111 km/h	15 - 9	+6	
26:51	19 CLAAR F Steal			25 LUKIC M Turnover
27:30	18 PETERSSON F Goal left wing top centre (2 CARLSBOGARD J), 108 km/h	16 - 9	+7	
28:20				18 KARACIC I Shot right wing saved bottom right
28:30				14 TERZIC M 2-minutes suspension
28:31				
28:53	33 SANDELL L Turnover			2 VUKSIC M Steal
29:05		16 - 10	+6	2 VUKSIC M Goal fast break bottom right
29:24	42 JOHANSSON E Goal centre 6m bottom left	17 - 10	+7	
29:35				30 KESKIC E for 1 BOJIC N Empty goal
29:54		17 - 11	+6	11 KLIS E Goal centre 9m bottom left, 107 km/h
30:00				

**2nd HALF**

Match Time	SWE - Sweden	Score	Lead	BIH - Bosnia Herzegovina
30:00	1 JOHANNESSON P Goalkeeper			1 BOJIC N Goalkeeper
30:31				
31:22				19 PRCE N Shot left wing saved bottom left
31:58				18 KARACIC I 2-minutes suspension
31:59				
32:35				25 LUKIC M for 1 BOJIC N Empty goal
32:47	15 WANNE H Turnover			
32:59				1 BOJIC N for 33 PERIC L Goalkeeper back
33:17				8 BURIC S Shot centre 6m saved bottom left
33:20				25 LUKIC M 2-minutes suspension
33:20	42 JOHANSSON E 7m received			
33:20	15 WANNE H Goal Penalty shot middle right, 110 km/h	18 - 11	+7	
33:37				33 PERIC L for 1 BOJIC N Empty goal
34:10				4 PERIC J Shot centre 6m saved top left
34:12				1 BOJIC N for 33 PERIC L Goalkeeper back
34:28	19 CLAAR F Goal centre 6m top right (42 JOHANSSON E), 64 km/h	19 - 11	+8	
34:41				4 PERIC J for 1 BOJIC N Empty goal
35:10				8 BURIC S Shot centre 6m saved top left
35:15				1 BOJIC N for 33 PERIC L Goalkeeper back
35:21				
35:28	11 PETERSSON D Goal right wing bottom left (23 LAGERGREN A), 111 km/h	20 - 11	+9	
35:43				Team timeout
36:27		20 - 12	+8	19 PRCE N Goal left wing top left
37:20				30 KESKIC E Shot left wing saved bottom right
37:31	5 DARJ M Shot right wing saved top left			
38:38		20 - 13	+7	19 PRCE N Goal flying throw bottom right (4 PERIC J), 31 km/h
38:53	11 PETERSSON D Goal right wing bottom left, 93 km/h	21 - 13	+8	
39:18		21 - 14	+7	8 BURIC S Goal centre 6m bottom left, 87 km/h
39:31	5 DARJ M Shot centre 6m missed			
40:23	42 JOHANSSON E Block			19 PRCE N Shot centre 6m blocked
40:51		21 - 15	+6	8 BURIC S Goal centre 6m bottom right (19 PRCE N), 86 km/h
42:15	19 CLAAR F Technical Fault			
43:19				33 PERIC L Shot right wing saved top left
44:37	42 JOHANSSON E Shot centre 6m missed			
45:18				18 KARACIC I Shot breakthrough saved middle right
45:22		21 - 16	+5	33 PERIC L Goal Penalty shot bottom left, 82 km/h
46:37	4 MELLEGARD E Goal left wing top left (24 GOTTFRIDSSON J), 99 km/h	22 - 16	+6	
47:20				18 KARACIC I Shot centre 6m post
47:31	4 MELLEGARD E Goal fast break bottom left, 100 km/h	23 - 16	+7	
47:55				25 LUKIC M Shot left wing missed
48:26	19 CLAAR F Goal breakthrough bottom right, 49 km/h	24 - 16	+8	
49:19				25 LUKIC M Turnover
50:02	24 GOTTFRIDSSON J Goal centre 6m bottom left (11 PETERSSON D), 111 km/h	25 - 16	+9	
50:25				Team timeout
50:48		25 - 17	+8	15 FALJIC A Goal centre 6m bottom right (11 KLIS E), 101 km/h

## Play by Play

Match No: 26

**SWE 30 - 18 BIH**  
(17 - 11) (13 - 7)

### 2nd HALF

Match Time	SWE - Sweden	Score	Lead	BIH - Bosnia Herzegovina
50:58	11 PETTERSSON D Goal centre 6m bottom right, 95 km/h	26 - 17	+9	
51:47				11 KLIS E Technical Fault
51:58	19 CLAAR F Goal breakthrough bottom right, 101 km/h	27 - 17	+10	
52:41				11 KLIS E Shot centre 6m missed
53:31	33 SANDELL L Goal centre 9m bottom left (19 CLAAR F), 106 km/h	28 - 17	+11	
54:51				25 LUKIC M Shot centre 9m missed
55:40	24 GOTTFRIDSSON J Shot breakthrough saved bottom left			
56:14				25 LUKIC M Shot centre 6m saved bottom right
56:30	4 MELLEGARD E Goal fast break middle left, 47 km/h	29 - 17	+12	
57:33	33 SANDELL L Shot centre 9m saved bottom right			
58:02		29 - 18	+11	11 KLIS E Goal centre 9m bottom left (33 PERIC L), 104 km/h
58:33	49 WALLINIUS K Shot centre 9m saved top left			
58:43	32 BERGENDAHL O Block			11 KLIS E Shot centre 9m blocked
59:07				8 BURIC S Shot centre 6m post
59:17	24 GOTTFRIDSSON J Goal breakthrough bottom left, 109 km/h	30 - 18	+12	
59:58	11 PETTERSSON D 2-minutes suspension			
59:59				
59:58	11 PETTERSSON D 7m caused			32 DRAGNIC V 7m received
59:58				33 PERIC L Penalty shot missed
60:00				



## Match Team Statistics

Match No: 26

### SWE 30 - 18 BIH

(17 - 11) (13 - 7)

Referees: BIRO Adam (HUN) / KISS Oliver (HUN)

### SWE - Sweden Coach: SOLBERG Glen (NOR)

No.	Name	Total			All Goals / Shots							Punishments				Offence			Defence			TP	
		Goals	Shots	%	7mP	7m%	6mC	Wing	BT	FB	FTO	9m	YC	RC	2M	2+2	AS	R7	TO/TF	ST	BS		P7
1	JOHANNESSON Peter																						30:00
2	CARLSBOGARD Jonathan																2						35:39
4	MELLEGLARD Emil	3	3	100				1/1		2/2							1						20:43
5	DARJ Max	2	5	40			1/3	1/2									1						31:24
10	EKBERG Niclas	3	4	75				3/4									1						30:00
11	PETTERSSON Daniel	3	3	100			1/1	2/2						1		1						1	30:00
12	PALICKA Andreas																	1					30:00
15	WANNE Hampus	6	7	86	2/2	100	1/1	1/2		2/2								1		1			38:50
18	PETTERSSON Fredric	1	1	100				1/1															14:10
19	CLAAR Felix	5	5	100			2/2		3/3							1		/ 1		1			34:15
23	LAGERGREN Albin	1	1	100				1/1								2		1					35:22
24	GOTTFRIDSSON Jim	3	4	75			1/1		2/3							5				1		1	27:56
32	BERGENDAHL Oscar																				1		14:26
33	SANDELL Lukas	2	3	67				1/1			1/2					1	1	1 / 1					24:38
42	JOHANSSON Eric	1	2	50			1/2									1	1				1		17:42
49	WALLINIUS Karl	0	1	0							0/1												4:55
Totals		30	39	77	2/2	100	7/10	11/14	5/6	4/4		1/3			1		16	2	4 / 2	3	2	2	

No.	Name	Total			All Saves / Shots										
		Saves	Shots	%	7mP	7m%	6mC	Wing	BT	FB	FTO	9m	9m%	NS	NS%
1	JOHANNESSON Peter	8	15	53	0/1	0	4/8	3/4	1/1			0/1	0	8/13	62
12	PALICKA Andreas	8	19	42	1/2	50	4/9	2/5		0/1		1/2	50	6/14	43
Totals		16	34	47	1/3	33	8/17	5/9	1/1	0/1		1/3	33	14/27	52

### Attacks

Team	All		Player Majority		Player Minority		Position Attacks		FB		Ind. FB		Team FB		TO	TO %
	G/Att.	%	G/Att.	%	G/Att.	%	G/Att.	%	G/Att.	%	G/Att.	%	G/Att.	%		
SWE	30/45	67	5/7	71			26/41	63	4/4	100	1/1	100	3/3	100	6	13

### Team Shots

	Goals	Saves	Missed	Post	Blocked	Total	%	Prop %
6m Shots	7	1	2			10	70	26
Wing Shots	11	3				14	79	36
L R	5 6	1 2				6 8	83 75	15 21
9m Shots	1	2				3	33	8
L C R	1	2				3	33	0 8 0
7m Penalty Throws	2					2	100	5
Fast Breaks	4					4	100	10
Breakthroughs	5	1				6	83	15
Totals	30	7	2			39	77	100

Legend:			
%	Efficiency	2M	2-Minute Suspensions
9m	9-metre Shots	AS	Assists
EG	Empty Goal	FB	Fast Breaks
L	Left	NS	Near Shots
R	Right	RC	Red Cards
Wing	Wing Shots	YC	YC
2+2	2+2 Minute Suspensions	2+2	2+2 Minute Suspensions
BS	Blocked Shots	BT	Breakthroughs
FTO	Fast Throw off	G/Att.	Goals/Attacks
P7	Penalty 7-metre Fouls	Prop %	Proportion of Goals
ST	Steals	TO/TF	Turnover/Technical Faults
6mC	6-metre Centre Shots	7mP	7-metre Penalty Shots
C	Center	Ind.	Individual
R7	Received 7-metre Fouls	TP	Time Played

## Match Team Statistics

Match No: 26

### SWE 30 - 18 BIH

(17 - 11) (13 - 7)

Referees: BIRO Adam (HUN) / KISS Oliver (HUN)

SWE - Sweden

### OverView of Shot Distribution

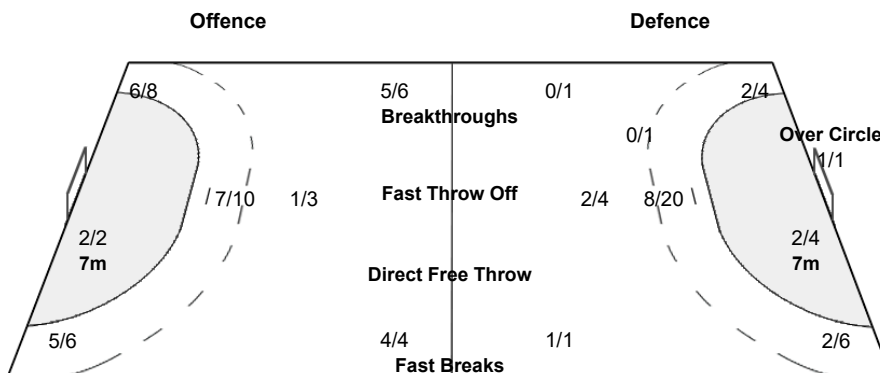
2 CARLSBOGARD J 1/1 1/1 1/1	4 MELLEGARD E 1/1 1/1 1/1	5 DARJ M 0/1 1/1 1/1 0/1 1-Missed	10 EKBERG N 2/3 1/1	11 PETTERSSON D 2/2 1/1	15 WANNE H 4/5 1/1 1/1	18 PETTERSSON F 1/1
--------------------------------------	------------------------------------	--	---------------------------	-------------------------------	---------------------------------	------------------------

19 CLAAR F 1/1 1/1 1/1 2/2	23 LAGERGREN A 1/1	24 GOTTFRIDSSON J 1/1 2/3	32 BERGENDAHL O	33 SANDELL L 1/1 1/1 0/1	42 JOHANSSON E 1/1 1-Missed	49 WALLINIUS K 0/1
--	-----------------------	---------------------------------	-----------------	-----------------------------------	-----------------------------------	-----------------------

**Team**  
Goals / Shots

6/9	3/3	1/1
2/2		1/1
13/15	0/1	4/5

2-Missed



**Goalkeepers**  
Saves / Shots

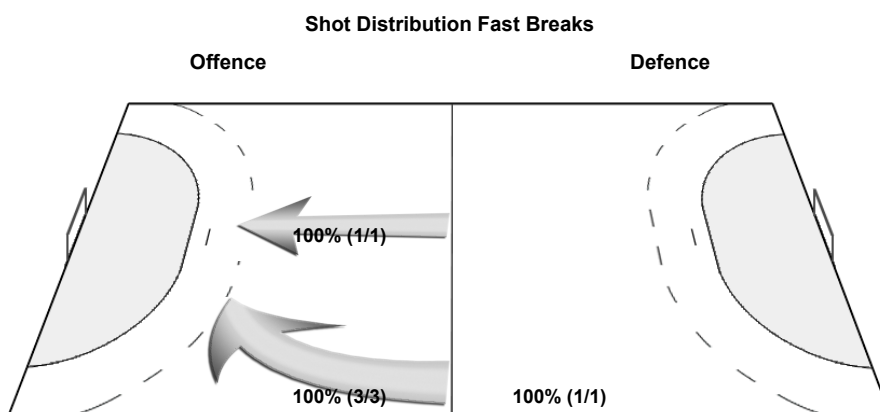
3/5	1/1	2/2
6/12		4/14

1 JOHANNESSON P

3/4	1/1
2/5	2/5

12 PALICKA A

0/1	1/1	1/1
4/7		2/9



THU 13 JAN 2022  
Start Time: 20:30

Bratislava

## Match Team Statistics

Match No: 26

### SWE 30 - 18 BIH

(17 - 11) (13 - 7)

Referees: BIRO Adam (HUN) / KISS Oliver (HUN)

### BIH - Bosnia Herzegovina Coach: OBRVAN Ivica (CRO)

Time outs: 3

No.	Name	Total			All Goals / Shots							Punishments				Offence			Defence			TP	
		Goals	Shots	%	7mP	7m%	6mC	Wing	BT	FB	FTO	9m	YC	RC	2M	2+2	AS	R7	TO/TF	ST	BS		P7
1	BOJIC Nebojsa																						39:11
2	VUKSIC Milan	1	1	100						1/1								1			1		21:15
4	PERIC Josip	1	4	25	1/2	50	0/2										3		1 / 1				28:47
8	BURIC Senjamin	4	7	57			4/7																34:20
11	KLIS Edin	2	8	25			0/4	0/1			2/3						2		/ 1				30:12
12	BURIC Benjamin																						17:55
13	HASELJIC Ibrahim																						30:00
14	TERZIC Mirsad											1		1		1		1					20:29
15	FALJIC Adin	1	1	100			1/1															1	17:29
18	KARACIC Ivan	2	6	33			0/1	2/3	0/1		0/1			2			1	1					43:39
19	PRCE Nikola	2	4	50			1/2	1/2									1						14:46
25	LUKIC Marko	3	6	50			3/4	0/1			0/1			1				2				1	36:18
27	SOLJIC Dragan																						11:42
30	KESKIC Enes	1	2	50				1/2											/ 1				29:39
32	DRAGNIC Vlado																	1					22:20
33	PERIC Luka	1	3	33	1/2	50		0/1											1				21:58
Totals		18	42	43	2/4	50	9/21	4/10	0/1	1/1		2/5	1		4		9	2	5 / 3	1		2	

No.	Name	Total			All Saves / Shots										
		Saves	Shots	%	7mP	7m%	6mC	Wing	BT	FB	FTO	9m	9m%	NS	NS%
1	BOJIC Nebojsa	5	23	22	0/1	0	0/5	2/6	1/5	0/3		2/3	67	3/16	19
12	BURIC Benjamin	2	14	14	0/1	0	1/3	1/8	0/1	0/1				2/12	17
Totals		7	37	19	0/2	0	1/8	3/14	1/6	0/4		2/3	67	5/28	18

## Attacks

Team	All		Player Majority		Player Minority		Position Attacks		FB		Ind. FB		Team FB		TO	TO %
	G/Att.	%	G/Att.	%	G/Att.	%	G/Att.	%	G/Att.	%	G/Att.	%	G/Att.	%		
BIH	18/46	39	0/1	0	2/6	33	17/43	40	1/3	33			1/3	33	8	17

## Team Shots

	Goals	Saves	Missed	Post	Blocked	Total	%	Prop %
6m Shots	9	8	1	2	1	21	43	50
Wing Shots	4	5	1			10	40	24
L R	2 2	3 2	1			6 4	33 50	14 10
9m Shots	2	1	1		1	5	40	12
L C R	2	1	1		1	4 1	50 0	0 10 2
7m Penalty Throws	2	1	1			4	50	10
Fast Breaks	1					1	100	2
Breakthroughs		1				1	0	2
Totals	18	16	4	2	2	42	43	100

Legend:									
%	Efficiency	2M	2-Minute Suspensions	2+2	2+2 Minute Suspensions	6mC	6-metre Centre Shots	7mP	7-metre Penalty Shots
9m	9-metre Shots	AS	Assists	BS	Blocked Shots	BT	Breakthroughs	C	Center
EG	Empty Goal	FB	Fast Breaks	FTO	Fast Throw off	G/Att.	Goals/Attacks	Ind.	Individual
L	Left	NS	Near Shots	P7	Penalty 7-metre Fouls	Prop %	Proportion of Goals	R7	Received 7-metre Fouls
R	Right	RC	Red Cards	ST	Steals	TO/TF	Turnover/Technical Faults	TP	Time Played
Wing	Wing Shots	YC	YC						

## Match Team Statistics

Match No: 26

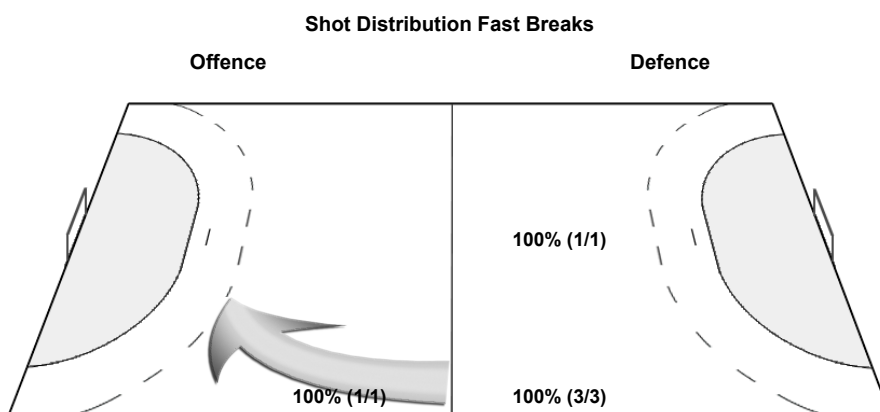
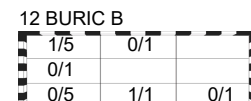
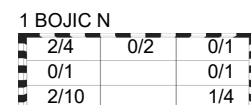
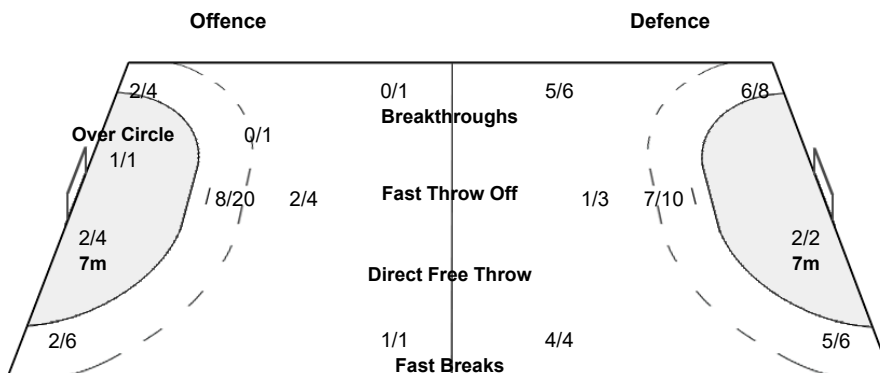

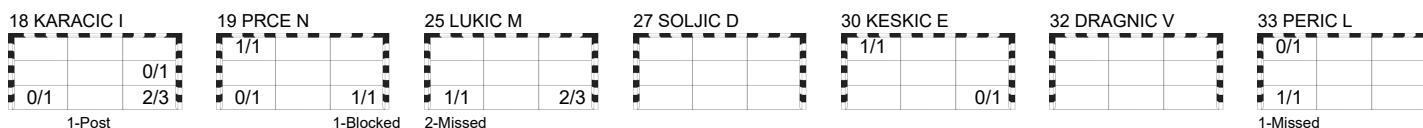
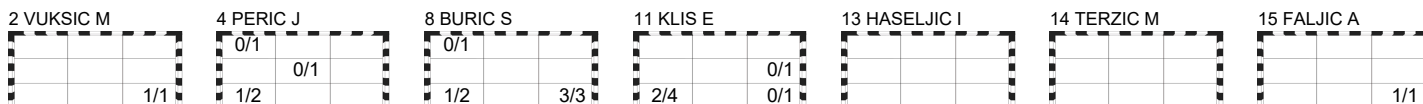
### SWE 30 - 18 BIH

(17 - 11) (13 - 7)

Referees: BIRO Adam (HUN) / KISS Oliver (HUN)

## BIH - Bosnia Herzegovina

### Overview of Shot Distribution



## Match Team Statistics

Match No: 26

### SWE 30 - 18 BIH

(17 - 11) (13 - 7)

Referees: BIRO Adam (HUN) / KISS Oliver (HUN)

### SWE - Sweden Coach: SOLBERG Glen (NOR)

No.	Name	Total			All Goals / Shots							Punishments				Offence			Defence			TP	
		Goals	Shots	%	7mP	7m%	6mC	Wing	BT	FB	FTO	9m	YC	RC	2M	2+2	AS	R7	TO/TF	ST	BS		P7
1	JOHANNESSON Peter																						30:00
2	CARLSBOGARD Jonathan																2						35:39
4	MELLEGLARD Emil	3	3	100				1/1		2/2							1						20:43
5	DARJ Max	2	5	40			1/3	1/2									1						31:24
10	EKBERG Niclas	3	4	75				3/4									1						30:00
11	PETTERSSON Daniel	3	3	100			1/1	2/2						1		1						1	30:00
12	PALICKA Andreas																	1					30:00
15	WANNE Hampus	6	7	86	2/2	100	1/1	1/2		2/2								1		1			38:50
18	PETTERSSON Fredric	1	1	100				1/1															14:10
19	CLAAR Felix	5	5	100			2/2		3/3								1		/ 1	1			34:15
23	LAGERGREN Albin	1	1	100				1/1									2		1				35:22
24	GOTTFRIDSSON Jim	3	4	75			1/1		2/3								5				1	1	27:56
32	BERGENDAHL Oscar																				1		14:26
33	SANDELL Lukas	2	3	67				1/1			1/2						1	1	1 / 1				24:38
42	JOHANSSON Eric	1	2	50			1/2										1	1				1	17:42
49	WALLINIUS Karl	0	1	0							0/1												4:55
Totals		30	39	77	2/2	100	7/10	11/14	5/6	4/4		1/3			1		16	2	4 / 2	3	2	2	

No.	Name	Total			All Saves / Shots										
		Saves	Shots	%	7mP	7m%	6mC	Wing	BT	FB	FTO	9m	9m%	NS	NS%
1	JOHANNESSON Peter	8	15	53	0/1	0	4/8	3/4	1/1			0/1	0	8/13	62
12	PALICKA Andreas	8	19	42	1/2	50	4/9	2/5		0/1		1/2	50	6/14	43
Totals		16	34	47	1/3	33	8/17	5/9	1/1	0/1		1/3	33	14/27	52

### Attacks

Team	All		Player Majority		Player Minority		Position Attacks		FB		Ind. FB		Team FB		TO	TO %
	G/Att.	%	G/Att.	%	G/Att.	%	G/Att.	%	G/Att.	%	G/Att.	%	G/Att.	%		
SWE	30/45	67	5/7	71			26/41	63	4/4	100	1/1	100	3/3	100	6	13

### Team Shots

	Goals	Saves	Missed	Post	Blocked	Total	%	Prop %
6m Shots	7	1	2			10	70	26
Wing Shots	11	3				14	79	36
L R	5 6	1 2				6 8	83 75	15 21
9m Shots	1	2				3	33	8
L C R	1	2				3	33	0 8 0
7m Penalty Throws	2					2	100	5
Fast Breaks	4					4	100	10
Breakthroughs	5	1				6	83	15
Totals	30	7	2			39	77	100

Legend:			
%	Efficiency	2M	2-Minute Suspensions
9m	9-metre Shots	AS	Assists
EG	Empty Goal	FB	Fast Breaks
L	Left	NS	Near Shots
R	Right	RC	Red Cards
Wing	Wing Shots	YC	YC
2+2	2+2 Minute Suspensions	2+2	2+2 Minute Suspensions
BS	Blocked Shots	BT	Breakthroughs
FTO	Fast Throw off	G/Att.	Goals/Attacks
P7	Penalty 7-metre Fouls	Prop %	Proportion of Goals
ST	Steals	TO/TF	Turnover/Technical Faults
6mC	6-metre Centre Shots	7mP	7-metre Penalty Shots
C	Center	Ind.	Individual
R7	Received 7-metre Fouls	TP	Time Played

THU 13 JAN 2022  
Start Time: 20:30

### Preliminary Round - Group E

Bratislava

## Match Team Statistics

Match No: 26

### SWE 30 - 18 BIH

(17 - 11) (13 - 7)

Referees: BIRO Adam (HUN) / KISS Oliver (HUN)

SWE - Sweden

### OverView of Shot Distribution

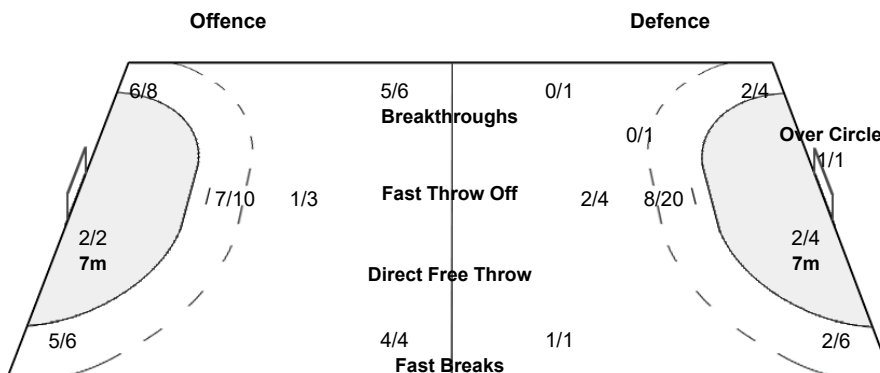
2 CARLSBOGARD J 1/1 1/1 1/1	4 MELLEGARD E 1/1 1/1 1/1	5 DARJ M 0/1 1/1 1/1 0/1 1-Missed	10 EKBERG N 2/3 1/1	11 PETTERSSON D 2/2 1/1	15 WANNE H 4/5 1/1 1/1	18 PETTERSSON F 1/1
--------------------------------------	------------------------------------	--	---------------------------	-------------------------------	---------------------------------	------------------------

19 CLAAR F 1/1 1/1 1/1 2/2	23 LAGERGREN A 1/1	24 GOTTFRIDSSON J 1/1 2/3	32 BERGENDAHL O	33 SANDELL L 1/1 1/1 0/1	42 JOHANSSON E 1/1 1-Missed	49 WALLINIUS K 0/1
--	-----------------------	---------------------------------	-----------------	-----------------------------------	-----------------------------------	-----------------------

**Team**  
Goals / Shots

6/9	3/3	1/1
2/2		1/1
13/15	0/1	4/5

2-Missed



**Goalkeepers**  
Saves / Shots

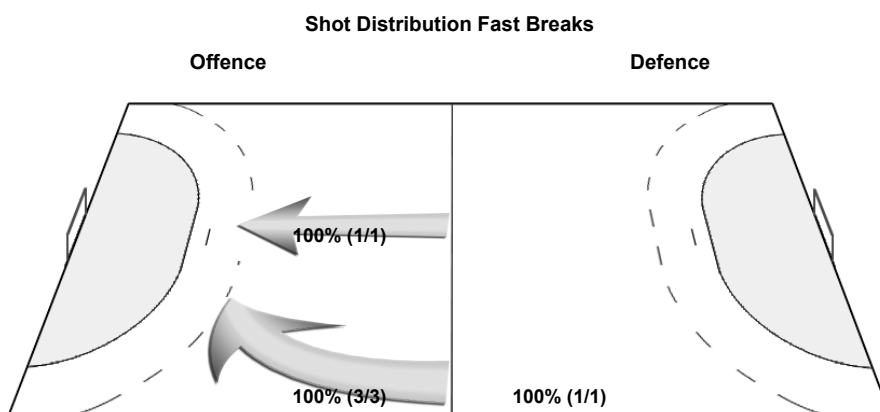
3/5	1/1	2/2
6/12		4/14

1 JOHANNESSON P

3/4	1/1
2/5	2/5

12 PALICKA A

0/1	1/1	1/1
4/7		2/9



THU 13 JAN 2022  
Start Time: 20:30

Bratislava

## Match Team Statistics

Match No: 26

### SWE 30 - 18 BIH

(17 - 11) (13 - 7)

Referees: BIRO Adam (HUN) / KISS Oliver (HUN)

### BIH - Bosnia Herzegovina Coach: OBRVAN Ivica (CRO)

Time outs: 3

No.	Name	Total			All Goals / Shots							Punishments				Offence			Defence			TP	
		Goals	Shots	%	7mP	7m%	6mC	Wing	BT	FB	FTO	9m	YC	RC	2M	2+2	AS	R7	TO/TF	ST	BS		P7
1	BOJIC Nebojsa																						39:11
2	VUKSIC Milan	1	1	100						1/1								1			1		21:15
4	PERIC Josip	1	4	25	1/2	50	0/2											3		1 / 1			28:47
8	BURIC Senjamin	4	7	57			4/7																34:20
11	KLIS Edin	2	8	25			0/4	0/1			2/3							2		/ 1			30:12
12	BURIC Benjamin																						17:55
13	HASELJIC Ibrahim																						30:00
14	TERZIC Mirsad											1		1			1		1				20:29
15	FALJIC Adin	1	1	100			1/1															1	17:29
18	KARACIC Ivan	2	6	33			0/1	2/3	0/1		0/1			2			1	1					43:39
19	PRCE Nikola	2	4	50			1/2	1/2									1						14:46
25	LUKIC Marko	3	6	50			3/4	0/1			0/1			1					2			1	36:18
27	SOLJIC Dragan																						11:42
30	KESKIC Enes	1	2	50				1/2											/ 1				29:39
32	DRAGNIC Vlado																	1					22:20
33	PERIC Luka	1	3	33	1/2	50		0/1											1				21:58
Totals		18	42	43	2/4	50	9/21	4/10	0/1	1/1		2/5	1		4		9	2	5 / 3	1		2	

No.	Name	Total			All Saves / Shots										
		Saves	Shots	%	7mP	7m%	6mC	Wing	BT	FB	FTO	9m	9m%	NS	NS%
1	BOJIC Nebojsa	5	23	22	0/1	0	0/5	2/6	1/5	0/3		2/3	67	3/16	19
12	BURIC Benjamin	2	14	14	0/1	0	1/3	1/8	0/1	0/1				2/12	17
Totals		7	37	19	0/2	0	1/8	3/14	1/6	0/4		2/3	67	5/28	18

### Attacks

Team	All		Player Majority		Player Minority		Position Attacks		FB		Ind. FB		Team FB		TO	TO %
	G/Att.	%	G/Att.	%	G/Att.	%	G/Att.	%	G/Att.	%	G/Att.	%	G/Att.	%		
BIH	18/46	39	0/1	0	2/6	33	17/43	40	1/3	33			1/3	33	8	17

### Team Shots

	Goals	Saves	Missed	Post	Blocked	Total	%	Prop %
6m Shots	9	8	1	2	1	21	43	50
Wing Shots	4	5	1			10	40	24
L R	2 2	3 2	1			6 4	33 50	14 10
9m Shots	2	1	1		1	5	40	12
L C R	2	1	1		1	4 1	50 0	0 10 2
7m Penalty Throws	2	1	1			4	50	10
Fast Breaks	1					1	100	2
Breakthroughs		1				1	0	2
Totals	18	16	4	2	2	42	43	100

Legend:			
%	Efficiency	2M	2-Minute Suspensions
9m	9-metre Shots	AS	Assists
EG	Empty Goal	FB	Fast Breaks
L	Left	NS	Near Shots
R	Right	RC	Red Cards
Wing	Wing Shots	YC	YC
2+2	2+2 Minute Suspensions	6mC	6-metre Centre Shots
BS	Blocked Shots	7mP	7-metre Penalty Shots
FTO	Fast Throw off	C	Center
P7	Penalty 7-metre Fouls	G/Att.	Goals/Attacks
ST	Steals	Ind.	Individual
		Prop %	Proportion of Goals
		TO/TF	Turnover/Technical Faults
		TP	Time Played

## Match Team Statistics

Match No: 26

### SWE 30 - 18 BIH

(17 - 11) (13 - 7)

Referees: BIRO Adam (HUN) / KISS Oliver (HUN)

## BIH - Bosnia Herzegovina

### OverView of Shot Distribution

