

FRI 21 JAN 2022
Start Time: 15:30

Bratislava

Start List

Match No: 52

RUS - ESP

Referees: HANSEN Mads (DEN) / MADSEN Jesper (DEN)
Reserve Referees: BRUNNER Arthur (SUI) / SALAH Morad (SUI)

EHF Supervisor: COHEN Shlomo (ISR)
EHF Observer: POZEZNIK Janko (SLO)
Timekeeper: SVARC Samuel (SVK)
Scorekeeper: ADAMKOVIC Matej (SVK)

RUS - Russia

No.	Name	Pos.	Height m	Int. Matches		Competition Statistics									
				MP	G	MP	G	7mG	YC	2Min	RC	S	7mS		
1	GRUSHKO Artjom	GK	1.93	5	0	3							10		
87	KIREEV Victor	GK	1.90	93	1	4							42	1	
3	SANTALOV Dmitrii	LB	1.96	41	113	4	8								
10	VOROBEOV Valentin	CB	1.90	8	7	4	1								
17	KOTOV Alexander	RB	1.98	45	53	4	4			3					
20	VINOGRADOV Mikhail	LB	1.94	13	8	3	2								
23	OSTASHCHENKO Roman	LW	1.87	52	51	4	5								
24	KORNEV Dmitry	RW	1.86	30	49	4	10								
25	DZEMIN Evgenij	LB	2.07	2	0	2									
30	ERMAKOV Aleksandr	P	1.95	30	51	4	12		1	2					
33	SHISHKAREV Daniil (C)	RW	1.90	147	364	2	8			1					
44	SOROKA Igor	LW	1.80	78	217	4	6	3		1					
76	VRACHEVICH Radomir	P	1.96	4	2	4	2								
78	ANDREEV Pavel	P	1.97	32	69	4	10		1	2					
89	ZHITNIKOV Dmitry	CB	1.97	151	400	4	17			3					
98	KAMENEV Nikita	RB	1.98	6	10	4	9			1					
(I)	VERESHCHAGIN Andrei	GK	1.98	3	0	1						1	1		
(I)	DEMIN Iliia	RW	1.87	4	5	1									
(I)	KOSOROTOV Sergei Mark	LB	2.00	46	135	3	17	7							
Headcoach PETKOVIC Velimir (GER)				Bench/Team						1					

RUS Played		
PR	LTU	29-27
PR	NOR	23-22
PR	SVK	36-27
MR	SWE	23-29
MR	ESP	21 JAN
MR	POL	23 JAN
MR	GER	25 JAN

ESP - Spain

No.	Name	Pos.	Height m	Int. Matches		Competition Statistics									
				MP	G	MP	G	7mG	YC	2Min	RC	S	7mS		
1	PEREZ de VARGAS MORENO Gonzalo	GK	1.90	4	1	4	1						28		
12	CORRALES RODAL Rodrigo	GK	2.00	3	0	3							6		
3	GURBINDO MARTINEZ Eduardo	RB	1.96	4	9	4	9								
4	PECINA TOME Inaki	P	2.00	4	0	4			1	1					
5	MAQUEDA PENO Jorge	RB	1.97	4	12	4	12			1					
6	FERNANDEZ PEREZ Angel	LW	1.92	3	11	3	11								
14	SOLE SALA Ferran	RW	1.92	4	10	4	10								
17	FIGUERAS TREJO Adrian	P	1.92	4	12	4	12								
25	CASADO MARCELO Agustin	LB	1.93	4	17	4	17	1	1						
27	GARCIA ROBLEDO Antonio Jesus	LB	1.91	4	8	4	8								
28	GOMEZ ABELLO Aleix	RW	1.82	3	13	3	13	8							
29	ARINO BENGOCHEA Aitor	LW	1.87	4	2	4	2								
30	GUARDIOLA VILLAPLANA Gedeon	P	2.05	4	0	4				1					
51	SANCHEZ-MIGALLON NARANJO Miguel	LW	2.00	4	2	4	2			4					
58	MARQUEZ COLOMA Jose Maria	LB	1.87	2	5	2	5	1							
62	ODRIOZOLA YEREGUI Kauldi	RW	1.83	2	3	2	3								
(I)	HERNANDEZ FERRER Sergey	GK	1.97	1	1	1	1					3			
(I)	CANELLAS REIXACH Joan	LB	1.98	3	8	3	8			1					
(I)	TARRAFETA SERRANO Ian	CB	1.88	3	3	3	3								
Headcoach RIBERA ROMANS Jordi				Bench/Team						1					

ESP Played		
PR	CZE	28-26
PR	SWE	32-28
PR	BIH	28-24
MR	GER	29-23
MR	RUS	21 JAN
MR	NOR	23 JAN
MR	POL	25 JAN



MEN'S EUROPEAN HANDBALL CHAMPIONSHIP
EHF EURO 2022

Main Round Group II



MEN'S EHF EURO 2022
HUNGARY · SLOVAKIA

FRI 21 JAN 2022
Start Time: 15:30

Start List
Match No: 52

Bratislava

Legend:

2Min	2-Minute Suspensions	7mG	7-metre Goals	7mS	7-metre Saves	CB	Centre Back
G	Goals	GK	Goalkeeper	LB	Left Back	LW	Left Wing
MP	Matches Played	MR	Main Round	P	Pivot	Pos	Position
PR	Preliminary Round	RB	Right Back	RC	Red Cards	RW	Right Wing
S	Saves	YC	Yellow Cards				

RUS - Russia

Lineup efficiency								Time Played	GF	GA
3 SANTALOV D	17 KOTOV A	33 SHISHKAREV D	44 SOROKA I	78 ANDREEV P	87 KIREEV V	89 ZHITNIKOV D	18:17	10	7	
3 SANTALOV D	17 KOTOV A	30 ERMAKOV A	33 SHISHKAREV D	44 SOROKA I	87 KIREEV V	89 ZHITNIKOV D	7:51	0	5	
17 KOTOV A	20 VINOGRADOV M	30 ERMAKOV A	33 SHISHKAREV D	44 SOROKA I	87 KIREEV V	89 ZHITNIKOV D	6:44	4	1	
3 SANTALOV D	24 KORNEV D	30 ERMAKOV A	44 SOROKA I	78 ANDREEV P	87 KIREEV V	89 ZHITNIKOV D	3:39	1	2	
3 SANTALOV D	30 ERMAKOV A	33 SHISHKAREV D	44 SOROKA I	87 KIREEV V	89 ZHITNIKOV D	98 KAMENEV N	3:36	4	2	
3 SANTALOV D	17 KOTOV A	30 ERMAKOV A	33 SHISHKAREV D	44 SOROKA I	78 ANDREEV P	87 KIREEV V	2:30	0	1	
17 KOTOV A	20 VINOGRADOV M	24 KORNEV D	30 ERMAKOV A	44 SOROKA I	87 KIREEV V	89 ZHITNIKOV D	2:30	0	1	
3 SANTALOV D	17 KOTOV A	24 KORNEV D	30 ERMAKOV A	44 SOROKA I	87 KIREEV V	89 ZHITNIKOV D	2:16	0	0	
3 SANTALOV D	17 KOTOV A	24 KORNEV D	30 ERMAKOV A	44 SOROKA I	78 ANDREEV P	87 KIREEV V	2:15	0	2	
17 KOTOV A	20 VINOGRADOV M	33 SHISHKAREV D	44 SOROKA I	78 ANDREEV P	87 KIREEV V	89 ZHITNIKOV D	2:13	1	1	
3 SANTALOV D	17 KOTOV A	20 VINOGRADOV M	30 ERMAKOV A	33 SHISHKAREV D	44 SOROKA I	87 KIREEV V	1:17	0	1	
3 SANTALOV D	33 SHISHKAREV D	44 SOROKA I	78 ANDREEV P	87 KIREEV V	89 ZHITNIKOV D	98 KAMENEV N	1:14	1	0	
3 SANTALOV D	24 KORNEV D	30 ERMAKOV A	33 SHISHKAREV D	44 SOROKA I	78 ANDREEV P	87 KIREEV V	1:07	0	1	
20 VINOGRADOV M	24 KORNEV D	30 ERMAKOV A	44 SOROKA I	87 KIREEV V	89 ZHITNIKOV D	98 KAMENEV N	0:52	1	0	
3 SANTALOV D	30 ERMAKOV A	33 SHISHKAREV D	44 SOROKA I	78 ANDREEV P	87 KIREEV V	89 ZHITNIKOV D	0:42	0	1	
17 KOTOV A	30 ERMAKOV A	33 SHISHKAREV D	44 SOROKA I	78 ANDREEV P	87 KIREEV V	89 ZHITNIKOV D	0:40	0	0	
3 SANTALOV D	24 KORNEV D	44 SOROKA I	78 ANDREEV P	87 KIREEV V	89 ZHITNIKOV D	98 KAMENEV N	0:39	1	0	
3 SANTALOV D	24 KORNEV D	30 ERMAKOV A	44 SOROKA I	87 KIREEV V	89 ZHITNIKOV D	98 KAMENEV N	0:22	1	0	
3 SANTALOV D	30 ERMAKOV A	33 SHISHKAREV D	44 SOROKA I	78 ANDREEV P	89 ZHITNIKOV D	98 KAMENEV N	0:19	0	0	
3 SANTALOV D	17 KOTOV A	24 KORNEV D	30 ERMAKOV A	78 ANDREEV P	87 KIREEV V	89 ZHITNIKOV D	0:16	1	0	
3 SANTALOV D	17 KOTOV A	20 VINOGRADOV M	33 SHISHKAREV D	44 SOROKA I	78 ANDREEV P	87 KIREEV V	0:14	0	0	
1 GRUSHKO A	3 SANTALOV D	17 KOTOV A	33 SHISHKAREV D	44 SOROKA I	78 ANDREEV P	89 ZHITNIKOV D	0:14	0	1	
3 SANTALOV D	24 KORNEV D	33 SHISHKAREV D	44 SOROKA I	78 ANDREEV P	87 KIREEV V	89 ZHITNIKOV D	0:09	0	0	
3 SANTALOV D	30 ERMAKOV A	44 SOROKA I	78 ANDREEV P	87 KIREEV V	89 ZHITNIKOV D	98 KAMENEV N	0:04	0	0	

Score development								Time Played	G Diff.
17 KOTOV A	20 VINOGRADOV M	30 ERMAKOV A	33 SHISHKAREV D	44 SOROKA I	87 KIREEV V	89 ZHITNIKOV D	6:44	+3	
3 SANTALOV D	17 KOTOV A	33 SHISHKAREV D	44 SOROKA I	78 ANDREEV P	87 KIREEV V	89 ZHITNIKOV D	18:17	+3	
3 SANTALOV D	30 ERMAKOV A	33 SHISHKAREV D	44 SOROKA I	87 KIREEV V	89 ZHITNIKOV D	98 KAMENEV N	3:36	+2	
3 SANTALOV D	17 KOTOV A	24 KORNEV D	30 ERMAKOV A	78 ANDREEV P	87 KIREEV V	89 ZHITNIKOV D	0:16	+1	
3 SANTALOV D	24 KORNEV D	30 ERMAKOV A	44 SOROKA I	87 KIREEV V	89 ZHITNIKOV D	98 KAMENEV N	0:22	+1	
3 SANTALOV D	24 KORNEV D	44 SOROKA I	78 ANDREEV P	87 KIREEV V	89 ZHITNIKOV D	98 KAMENEV N	0:39	+1	
20 VINOGRADOV M	24 KORNEV D	30 ERMAKOV A	44 SOROKA I	87 KIREEV V	89 ZHITNIKOV D	98 KAMENEV N	0:52	+1	
3 SANTALOV D	33 SHISHKAREV D	44 SOROKA I	78 ANDREEV P	87 KIREEV V	89 ZHITNIKOV D	98 KAMENEV N	1:14	+1	
3 SANTALOV D	30 ERMAKOV A	44 SOROKA I	78 ANDREEV P	87 KIREEV V	89 ZHITNIKOV D	98 KAMENEV N	0:04	0	
3 SANTALOV D	24 KORNEV D	33 SHISHKAREV D	44 SOROKA I	78 ANDREEV P	87 KIREEV V	89 ZHITNIKOV D	0:09	0	
3 SANTALOV D	17 KOTOV A	20 VINOGRADOV M	33 SHISHKAREV D	44 SOROKA I	78 ANDREEV P	87 KIREEV V	0:14	0	
3 SANTALOV D	30 ERMAKOV A	33 SHISHKAREV D	44 SOROKA I	78 ANDREEV P	89 ZHITNIKOV D	98 KAMENEV N	0:19	0	
17 KOTOV A	30 ERMAKOV A	33 SHISHKAREV D	44 SOROKA I	78 ANDREEV P	87 KIREEV V	89 ZHITNIKOV D	0:40	0	
17 KOTOV A	20 VINOGRADOV M	33 SHISHKAREV D	44 SOROKA I	78 ANDREEV P	87 KIREEV V	89 ZHITNIKOV D	2:13	0	
3 SANTALOV D	17 KOTOV A	24 KORNEV D	30 ERMAKOV A	44 SOROKA I	87 KIREEV V	89 ZHITNIKOV D	2:16	0	
1 GRUSHKO A	3 SANTALOV D	17 KOTOV A	33 SHISHKAREV D	44 SOROKA I	78 ANDREEV P	89 ZHITNIKOV D	0:14	-1	
3 SANTALOV D	30 ERMAKOV A	33 SHISHKAREV D	44 SOROKA I	78 ANDREEV P	87 KIREEV V	89 ZHITNIKOV D	0:42	-1	
3 SANTALOV D	24 KORNEV D	30 ERMAKOV A	33 SHISHKAREV D	44 SOROKA I	78 ANDREEV P	87 KIREEV V	1:07	-1	
3 SANTALOV D	17 KOTOV A	20 VINOGRADOV M	30 ERMAKOV A	33 SHISHKAREV D	44 SOROKA I	87 KIREEV V	1:17	-1	
3 SANTALOV D	17 KOTOV A	30 ERMAKOV A	33 SHISHKAREV D	44 SOROKA I	78 ANDREEV P	87 KIREEV V	2:30	-1	
17 KOTOV A	20 VINOGRADOV M	24 KORNEV D	30 ERMAKOV A	44 SOROKA I	87 KIREEV V	89 ZHITNIKOV D	2:30	-1	
3 SANTALOV D	24 KORNEV D	30 ERMAKOV A	44 SOROKA I	78 ANDREEV P	87 KIREEV V	89 ZHITNIKOV D	3:39	-1	
3 SANTALOV D	17 KOTOV A	24 KORNEV D	30 ERMAKOV A	44 SOROKA I	78 ANDREEV P	87 KIREEV V	2:15	-2	
3 SANTALOV D	17 KOTOV A	30 ERMAKOV A	33 SHISHKAREV D	44 SOROKA I	87 KIREEV V	89 ZHITNIKOV D	7:51	-5	

Empty Net								Time Played	GF	GA
3 SANTALOV D	30 ERMAKOV A	33 SHISHKAREV D	44 SOROKA I	78 ANDREEV P	89 ZHITNIKOV D	98 KAMENEV N	0:19	0	0	



FRI 21 JAN 2022
Start Time: 15:30

MEN'S EUROPEAN HANDBALL CHAMPIONSHIP

EHF EURO 2022

Main Round Group II



MEN'S EHF EURO 2022
HUNGARY • SLOVAKIA

Match No: 52

Bratislava
Attendance: 2.021

Legend:
G Diff. Goals Difference

FRI 21 JAN 2022

Start Time: 15:30

Bratislava

Attendance: 2.021

Results

Match No: 52

RUS 25 - 26 ESP

(11 - 12) (14 - 14)

Referees: HANSEN Mads (DEN) / MADSEN Jesper (DEN)

Russia

Coach: PETKOVIC Velimir

Time outs: 3

No	Name	Total			Goals / Shots							Punishments			TP	
		Goals	Shots	%	7mP	6mC	Wing	BT	FB	FTO	9m	YC	RC	2M		
1	GRUSHKO Artjom															0:14
3	SANTALOV Dmitrii	6	8	75		1/1					5/7					47:01
10	VOROBEV Valentin															0:00
17	KOTOV Alexander	2	7	29		0/2	1/1		1/1		0/3					47:17
20	VINOGRADOV Mikhail	2	3	67		0/1		1/1			1/1					13:50
23	OSTASHCHENKO Roman															0:00
24	KORNEV Dmitry	1	2	50	1/2											14:05
25	DZEMIN Evgenij															0:00
30	ERMAKOV Aleksandr	3	5	60		2/3	1/2						1			37:00
33	SHISHKAREV Daniil	2	5	40			1/4		1/1							47:07
44	SOROKA Igor	4	6	67	0/2		4/4									59:44
76	VRACHEVICH Radomir															0:00
78	ANDREEV Pavel	3	5	60		2/4	1/1									34:32
87	KIREEV Victor															59:27
89	ZHITNIKOV Dmitry	1	4	25		1/2	0/1				0/1					52:37
98	KAMENEV Nikita	1	1	100							1/1					7:06
Totals		25	46	54	1/4	6/13	8/13	1/1	2/2		7/13			1		60:00

No	Name	Total			Saves / Shots							
		Saves	Shots	%	7mP	6mC	Wing	BT	FB	FTO	9m	
1	GRUSHKO Artjom	0	1	0	0/1							
87	KIREEV Victor	15	40	38	1/3	4/10	2/7	2/3	0/4		6/13	
Totals		15	41	37	1/4	4/10	2/7	2/3	0/4		6/13	

Spain

Coach: RIBERA ROMANS Jordi

Time outs: 2

No	Name	Total			Goals / Shots							Punishments			TP	
		Goals	Shots	%	7mP	6mC	Wing	BT	FB	FTO	9m	YC	RC	2M		
1	PEREZ de VARGAS MORENO Gonzalo															21:13
3	GURBINDO MARTINEZ Eduardo															22:36
4	PECINA TOME Inaki															21:50
5	MAQUEDA PENO Jorge	4	6	67			0/1		1/1		3/4					37:24
6	FERNANDEZ PEREZ Angel	4	4	100			4/4									29:10
12	CORRALES RODAL Rodrigo															38:47
14	SOLE SALA Ferran	3	4	75	3/3		0/1									29:55
17	FIGUERAS TREJO Adrian	1	5	20		1/3			0/2							20:43
25	CASADO MARCELO Agustin	7	11	64		4/5		0/1	1/1		2/4					31:58
27	GARCIA ROBLEDO Antonio Jesus	1	5	20		1/2					0/3					37:12
28	GOMEZ ABELLO Aleix	2	4	50	0/1		1/2		1/1							30:39
29	ARINO BENGOCHEA Aitor	0	1	0			0/1									36:52
30	GUARDIOLA VILLAPLANA Gedeon	0	1	0		0/1										31:46
51	SANCHEZ-MIGALLON NARANJO Miguel															14:11
58	MARQUEZ COLOMA Jose Maria	4	8	50				1/2	1/1		2/5					15:44
62	ODRIOZOLA YEREGUI Kauldi															0:00
Totals		26	49	53	3/4	6/11	5/9	1/3	4/6		7/16					60:00

No	Name	Total			Saves / Shots							
		Saves	Shots	%	7mP	6mC	Wing	BT	FB	FTO	9m	
1	PEREZ de VARGAS MORENO Gonzalo	6	13	46	1/1	3/4	1/3				1/5	
12	CORRALES RODAL Rodrigo	10	28	36	1/2	4/9	3/9	0/1	0/2		2/5	
Totals		16	41	39	2/3	7/13	4/12	0/1	0/2		3/10	

Attacks

Team	All		Player Majority		Player Minority		Position Attacks		FB		Ind. FB		Team FB		TO	TO %
	G/Att.	%	G/Att.	%	G/Att.	%	G/Att.	%	G/Att.	%	G/Att.	%	G/Att.	%		
RUS	25/54	46			0/1	0	23/52	44	2/2	100			2/2	100	9	17
ESP	26/51	51	2/2	100			22/45	49	4/6	67			4/6	67	8	16

Legend:	
%	Efficiency
9m	9-metre Shots
FTO	Fast Throw off
TO	Turnover
2M	2-Minute Suspensions
BT	Breakthroughs
G/Att.	Goals/Attacks
TP	Time Played
6mC	6-metre Centre Shots
EG	Empty Goal
Ind.	Individual
YC	Yellow Cards
7m	7-metre Penalty Shots
FB	Fast Breaks
RC	Red Cards

FRI 21 JAN 2022

Start Time: 15:30

Play by Play

Match No: 52

Bratislava

RUS 25 - 26 ESP

(11 - 12) (14 - 14)

Referees: HANSEN Mads (DEN) / MADSEN Jesper (DEN)

RUS	1 GRUSHKO Artjom	3 SANTALOV Dmitrii	10 VOROBEV Valentin	17 KOTOV Alexander
	20 VINOGRADOV Mikhail	23 OSTASHCHENKO Roman	24 KORNEV Dmitry	25 DZEMIN Evgenij
	30 ERMAKOV Aleksandr	33 SHISHKAREV Daniil	44 SOROKA Igor	76 VRACHEVICH Radomir
	78 ANDREEV Pavel	87 KIREEV Victor	89 ZHITNIKOV Dmitry	98 KAMENEV Nikita
	A BUZMAKOV Valentin	B PETKOVIC Velimir	C FITILEV Roman	D BAILO Simon
ESP	1 PEREZ de VARGAS MORENO Gonzalo	3 GURBINDO MARTINEZ Eduardo	4 PECINA TOME Inaki	5 MAQUEDA PENO Jorge
	6 FERNANDEZ PEREZ Angel	12 CORRALES RODAL Rodrigo	14 SOLE SALA Ferran	17 FIGUERAS TREJO Adrian
	25 CASADO MARCELO Agustin	27 GARCIA ROBLEDO Antonio Jesus	28 GOMEZ ABELLO Aleix	29 ARINO BENGOCHEA Aitor
	30 GUARDIOLA VILLAPLANA Gedeon	51 SANCHEZ-MIGALLON NARANJO Miguel	58 MARQUEZ COLOMA Jose Maria	62 ODRIOZOLA YEREGUI Kauldi
	A RIBERA ROMANS Jordi	B MONTES AGUERA Cesar	C MUNOZ BENITO Juan Jose	D LLORENTE RUIZ Francisco Daniel

1st HALF

Match Time	RUS - Russia	Score Lead	ESP - Spain
0:00	87 KIREEV V Goalkeeper		12 CORRALES RODAL R Goalkeeper
1:01	17 KOTOV A Goal right wing bottom left (89 ZHITNIKOV D), 136 km/h	1 - 0 +1	
1:44	78 ANDREEV P Block		27 GARCIA ROBLEDO A Shot centre 6m blocked
2:04		1 - 1 0	25 CASADO MARCELO A Goal centre 6m bottom right, 115 km/h
2:49	89 ZHITNIKOV D Shot centre 6m saved bottom centre		
3:22			27 GARCIA ROBLEDO A Turnover
3:36	17 KOTOV A Goal fast break bottom right, 102 km/h	2 - 1 +1	
3:57			5 MAQUEDA PENO J Turnover
4:12	3 SANTALOV D Turnover		17 FIGUERAS TREJO A Steal
4:27			17 FIGUERAS TREJO A Shot fast break post
4:33	44 SOROKA I Goal left wing top right (89 ZHITNIKOV D), 85 km/h	3 - 1 +2	
5:00		3 - 2 +1	5 MAQUEDA PENO J Goal centre 9m bottom right, 110 km/h
5:41	3 SANTALOV D Shot centre 9m saved bottom right		
5:52		3 - 3 0	25 CASADO MARCELO A Goal centre 9m bottom left (27 GARCIA ROBLEDO A), 106 km/h
6:01	33 SHISHKAREV D Shot right wing post		
6:36			27 GARCIA ROBLEDO A Shot centre 9m saved bottom centre
7:16	78 ANDREEV P Block		25 CASADO MARCELO A Shot centre 9m blocked
7:29	3 SANTALOV D Block		27 GARCIA ROBLEDO A Shot centre 9m blocked
7:40			17 FIGUERAS TREJO A Shot centre 6m saved bottom right
8:17	89 ZHITNIKOV D Shot centre 9m saved bottom right		
8:27		3 - 4 -1	25 CASADO MARCELO A Goal centre 6m top left, 85 km/h
9:39	78 ANDREEV P Goal right wing bottom left (17 KOTOV A), 78 km/h	4 - 4 0	
10:11		4 - 5 -1	17 FIGUERAS TREJO A Goal centre 6m bottom right (25 CASADO MARCELO A), 106 km/h
10:21	44 SOROKA I Goal left wing bottom right (89 ZHITNIKOV D), 74 km/h	5 - 5 0	
10:49			25 CASADO MARCELO A Technical Fault
10:58	20 VINOGRADOV M Shot centre 6m saved middle right		
11:27	89 ZHITNIKOV D Shot left wing saved middle left		
11:37		5 - 6 -1	25 CASADO MARCELO A Goal fast break top right, 87 km/h
12:09	20 VINOGRADOV M Goal breakthrough top right, 102 km/h	6 - 6 0	
12:21		6 - 7 -1	5 MAQUEDA PENO J Goal centre 9m top left, 100 km/h
13:01	30 ERMAKOV A Goal centre 6m bottom right (89 ZHITNIKOV D), 78 km/h	7 - 7 0	
14:01			25 CASADO MARCELO A Shot centre 9m missed
14:37	17 KOTOV A Turnover		
14:41			30 GUARDIOLA VILLAPLA Shot centre 6m saved middle left
14:53	44 SOROKA I Goal left wing bottom right (20 VINOGRADOV M), 88 km/h	8 - 7 +1	
15:25		8 - 8 0	5 MAQUEDA PENO J Goal centre 9m bottom left (25 CASADO MARCELO A), 102 km/h
16:17	89 ZHITNIKOV D Turnover		
16:28			12 CORRALES RODAL R Turnover
16:35	44 SOROKA I Goal left wing middle right, 95 km/h	9 - 8 +1	
17:06			58 MARQUEZ COLOMA J Shot centre 9m saved bottom right
17:46	17 KOTOV A Shot centre 9m missed		
18:36			58 MARQUEZ COLOMA J Shot centre 9m saved top left
18:49	33 SHISHKAREV D Shot right wing saved bottom left		
19:35			14 SOLE SALA F Shot right wing saved bottom left
19:47	30 ERMAKOV A Shot centre 6m saved top left		
20:00	78 ANDREEV P 7m caused		25 CASADO MARCELO A 7m received
20:20			28 GOMEZ ABELLO A Penalty shot saved top centre
21:15	17 KOTOV A 7m received		30 GUARDIOLA VILLAPLA 7m caused

FRI 21 JAN 2022

Start Time: 15:30

Play by Play

Match No: 52

Bratislava

RUS 25 - 26 ESP

(11 - 12) (14 - 14)

1st HALF

Match Time	RUS - Russia	Score	Lead	ESP - Spain
21:19	44 SOROKA I Penalty shot saved top centre			
22:25		9 - 9	0	58 MARQUEZ COLOMA J Goal centre 9m bottom right (3 GURBINDO MARTINEZ), 96 km/h
23:07	20 VINOGRADOV M Goal centre 9m top centre (89 ZHITNIKOV D), 98 km/h	10 - 9	+1	
23:56		10 - 10	0	25 CASADO MARCELO A Goal centre 6m bottom right, 109 km/h
24:23	Team timeout			
25:02	17 KOTOV A Shot centre 9m blocked			3 GURBINDO MARTINEZ Block
25:19				58 MARQUEZ COLOMA J Shot breakthrough saved bottom left
25:48	20 VINOGRADOV M Turnover			
25:53		10 - 11	-1	58 MARQUEZ COLOMA J Goal fast break bottom right, 109 km/h
26:51	30 ERMAKOV A Shot left wing saved top right			
27:34		10 - 12	-2	58 MARQUEZ COLOMA J Goal breakthrough bottom left, 97 km/h
28:29	89 ZHITNIKOV D 7m received			51 SANCHEZ-MIGALLON N 7m caused
28:47	24 KORNEV D Goal Penalty shot bottom right (89 ZHITNIKOV D), 117 km/h	11 - 12	-1	
29:39				29 ARINO BENGOCHEA A Shot left wing missed
29:59	17 KOTOV A Shot direct free throw blocked			29 ARINO BENGOCHEA A Block

2nd HALF

Match Time	RUS - Russia	Score	Lead	ESP - Spain
30:00	87 KIREEV V Goalkeeper			12 CORRALES RODAL R Goalkeeper
30:36				25 CASADO MARCELO A Shot breakthrough saved bottom right
30:45	78 ANDREEV P Goal centre 6m bottom right (3 SANTALOV D), 78 km/h	12 - 12	0	
31:17		12 - 13	-1	58 MARQUEZ COLOMA J Goal centre 9m top left, 114 km/h
32:01	78 ANDREEV P Goal centre 6m top centre (89 ZHITNIKOV D), 72 km/h	13 - 13	0	
33:12		13 - 14	-1	6 FERNANDEZ PEREZ A Goal left wing bottom left (3 GURBINDO MARTINEZ), 104 km/h
33:45	89 ZHITNIKOV D Goal centre 6m bottom right, 85 km/h	14 - 14	0	
33:53				28 GOMEZ ABELLO A Shot right wing missed
34:31	3 SANTALOV D Goal centre 6m bottom left (89 ZHITNIKOV D), 110 km/h	15 - 14	+1	
35:09				58 MARQUEZ COLOMA J Turnover
35:25	33 SHISHKAREV D Goal fast break bottom right, 93 km/h	16 - 14	+2	
35:45		16 - 15	+1	14 SOLE SALA F Goal Penalty shot bottom left, 103 km/h
36:38	3 SANTALOV D Goal centre 9m bottom left (89 ZHITNIKOV D), 125 km/h	17 - 15	+2	
37:15				58 MARQUEZ COLOMA J Shot centre 9m saved middle right
37:26	17 KOTOV A Technical Fault			
37:31				17 FIGUERAS TREJO A Shot fast break post
37:41	17 KOTOV A Shot centre 6m saved bottom right			
37:52				17 FIGUERAS TREJO A Shot centre 6m saved top centre
38:33	3 SANTALOV D Goal left 9m bottom left, 111 km/h	18 - 15	+3	
38:47				1 PEREZ de VARGAS MO for 12 CORRALES RODAL R Goalkeeper Substitution
39:17		18 - 16	+2	6 FERNANDEZ PEREZ A Goal left wing bottom right (25 CASADO MARCELO A), 76 km/h
39:46	3 SANTALOV D Goal centre 9m bottom right, 111 km/h	19 - 16	+3	
40:18	24 KORNEV D 7m caused			25 CASADO MARCELO A 7m received
40:37		19 - 17	+2	14 SOLE SALA F Goal Penalty shot bottom right (25 CASADO MARCELO A), 90 km/h
41:41	30 ERMAKOV A Goal centre 6m bottom right (98 KAMENEV N), 75 km/h	20 - 17	+3	
42:27		20 - 18	+2	27 GARCIA ROBLEDO A Goal centre 6m bottom left, 103 km/h
42:39	44 SOROKA I 7m received			3 GURBINDO MARTINEZ 7m caused
43:04	24 KORNEV D Penalty shot saved bottom left			
43:42				25 CASADO MARCELO A Shot centre 6m saved middle centre
44:29	3 SANTALOV D Goal centre 9m top right (89 ZHITNIKOV D), 91 km/h	21 - 18	+3	
44:56				5 MAQUEDA PENO J Shot right wing saved middle left
45:41	98 KAMENEV N Goal centre 9m top right (89 ZHITNIKOV D), 113 km/h	22 - 18	+4	
45:55		22 - 19	+3	6 FERNANDEZ PEREZ A Goal left wing top right (25 CASADO MARCELO A), 65 km/h
46:32	98 KAMENEV N Turnover			
46:43		22 - 20	+2	5 MAQUEDA PENO J Goal fast break bottom left, 122 km/h
47:05	89 ZHITNIKOV D Turnover			
47:09		22 - 21	+1	28 GOMEZ ABELLO A Goal fast break bottom right (29 ARINO BENGOCHEA A), 92 km/h
47:10	Team timeout			
47:53	33 SHISHKAREV D Goal right wing bottom right (3 SANTALOV D), 78 km/h	23 - 21	+2	
48:07	30 ERMAKOV A 2-minutes suspension			
48:08				
48:20		23 - 22	+1	25 CASADO MARCELO A Goal centre 9m top right, 87 km/h
48:41	98 KAMENEV N for 87 KIREEV V Empty goal			
48:51	78 ANDREEV P Shot centre 6m saved bottom centre			
49:00	87 KIREEV V for 33 SHISHKAREV D Goalkeeper back			
49:27		23 - 23	0	6 FERNANDEZ PEREZ A Goal left wing bottom right (25 CASADO MARCELO A), 101 km/h
50:08				
50:10	89 ZHITNIKOV D Turnover			

Play by Play

Match No: 52

Bratislava

RUS 25 - 26 ESP

(11 - 12) (14 - 14)

2nd HALF

Match Time	RUS - Russia	Score	Lead	ESP - Spain
50:41				27 GARCIA ROBLEDO A Turnover
51:30	3 SANTALOV D Goal left 9m bottom right, 110 km/h	24 - 23	+1	
51:58	17 KOTOV A 7m caused			27 GARCIA ROBLEDO A 7m received
52:02	1 GRUSHKO A for 87 KIREEV V Goalkeeper Substitution			
52:02		24 - 24	0	14 SOLE SALA F Goal Penalty shot bottom right (27 GARCIA ROBLEDO A), 85 km/h
52:16	87 KIREEV V for 1 GRUSHKO A Goalkeeper Substitution			
52:38	78 ANDREEV P Shot centre 6m saved bottom right			
53:21				5 MAQUEDA PENO J Shot centre 9m saved bottom left
53:37				Team timeout
53:49		24 - 25	-1	28 GOMEZ ABELLO A Goal right wing bottom left (25 CASADO MARCELO A)
54:32	30 ERMAKOV A Goal left wing bottom right (89 ZHITNIKOV D)	25 - 25	0	
54:59		25 - 26	-1	25 CASADO MARCELO A Goal centre 6m bottom left (27 GARCIA ROBLEDO A)
55:57	3 SANTALOV D Shot centre 9m saved bottom right			
56:59				Turnover bench/team
58:06	17 KOTOV A Shot centre 6m saved bottom centre			
58:59				27 GARCIA ROBLEDO A Turnover
59:17	33 SHISHKAREV D Turnover			25 CASADO MARCELO A Steal
59:17				Team timeout
59:52				27 GARCIA ROBLEDO A Shot centre 9m saved bottom centre
59:52	Team timeout			
59:58	33 SHISHKAREV D Shot right wing saved bottom right			
59:59	33 SHISHKAREV D 7m received			6 FERNANDEZ PEREZ A 7m caused
59:59	44 SOROKA I Penalty shot post			

FRI 21 JAN 2022

Start Time: 15:30

Bratislava

Match Team Statistics

Match No: 52

RUS 25 - 26 ESP

(11 - 12) (14 - 14)

Referees: HANSEN Mads (DEN) / MADSEN Jesper (DEN)

RUS - Russia Coach: PETKOVIC Velimir (GER)

Time outs: 3

No.	Name	Total			All Goals / Shots							Punishments				Offence			Defence			TP	
		Goals	Shots	%	7mP	7m%	6mC	Wing	BT	FB	FTO	9m	YC	RC	2M	2+2	AS	R7	TO/TF	ST	BS		P7
1	GRUSHKO Artjom																						0:14
3	SANTALOV Dmitrii	6	8	75			1/1				5/7					2		1		1	1		47:01
10	VOROBEV Valentin																						0:00
17	KOTOV Alexander	2	7	29			0/2	1/1		1/1	0/3					1	1	1 / 1	1		1	47:17	
20	VINOGRADOV Mikhail	2	3	67			0/1		1/1		1/1					1		1				13:50	
23	OSTASHCHENKO Roman																						0:00
24	KORNEV Dmitry	1	2	50	1/2	50															1	14:05	
25	DZEMIN Evgenij																						0:00
30	ERMAKOV Aleksandr	3	5	60			2/3	1/2						1									37:00
33	SHISHKAREV Daniil	2	5	40				1/4		1/1							1	1				47:07	
44	SOROKA Igor	4	6	67	0/2	0		4/4									1						59:44
76	VRACHEVICH Radomir																						0:00
78	ANDREEV Pavel	3	5	60			2/4	1/1													2	1	34:32
87	KIREEV Victor																						59:27
89	ZHITNIKOV Dmitry	1	4	25			1/2	0/1			0/1					12	1	3					52:37
98	KAMENEV Nikita	1	1	100							1/1					1		1					7:06
Totals		25	46	54	1/4	25	6/13	8/13	1/1	2/2	7/13			1		17	4	8 / 1	2	3	3		

No.	Name	Total			All Saves / Shots										
		Saves	Shots	%	7mP	7m%	6mC	Wing	BT	FB	FTO	9m	9m%	NS	NS%
1	GRUSHKO Artjom	0	1	0	0/1	0									
87	KIREEV Victor	15	40	38	1/3	33	4/10	2/7	2/3	0/4	6/13	46	8/20	40	
Totals		15	41	37	1/4	25	4/10	2/7	2/3	0/4	6/13	46	8/20	40	

Attacks

Team	All		Player Majority		Player Minority		Position Attacks		FB		Ind. FB		Team FB		TO	TO %
	G/Att.	%	G/Att.	%	G/Att.	%	G/Att.	%	G/Att.	%	G/Att.	%	G/Att.	%		
RUS	25/54	46			0/1	0	23/52	44	2/2	100			2/2	100	9	17

Team Shots

	Goals	Saves	Missed	Post	Blocked	Total	%	Prop %
6m Shots	6	7				13	46	28
Wing Shots	8	4		1		13	62	28
L R	5 3	2 2		1		7 6	71 50	15 13
9m Shots	7	3	1		2	13	54	28
L C R	2 5	3	1		1	2 10	100 50	4 22 0
7m Penalty Throws	1	2		1		4	25	9
Fast Breaks	2					2	100	4
Breakthroughs	1					1	100	2
Totals	25	16	1	2	2	46	54	100

Legend:	
% Efficiency	2M 2-Minute Suspensions
9m 9-metre Shots	AS Assists
EG Empty Goal	FB Fast Breaks
L Left	NS Near Shots
R Right	RC Red Cards
Wing Wing Shots	YC YC
	2+2 2+2 Minute Suspensions
	BS Blocked Shots
	FTO Fast Throw off
	P7 Penalty 7-metre Fouls
	ST Steals
	6mC 6-metre Centre Shots
	BT Breakthroughs
	G/Att. Goals/Attacks
	Prop % Proportion of Goals
	TO/TF Turnover/Technical Faults
	7mP 7-metre Penalty Shots
	C Center
	Ind. Individual
	R7 Received 7-metre Fouls
	TP Time Played

Match Team Statistics

Match No: 52

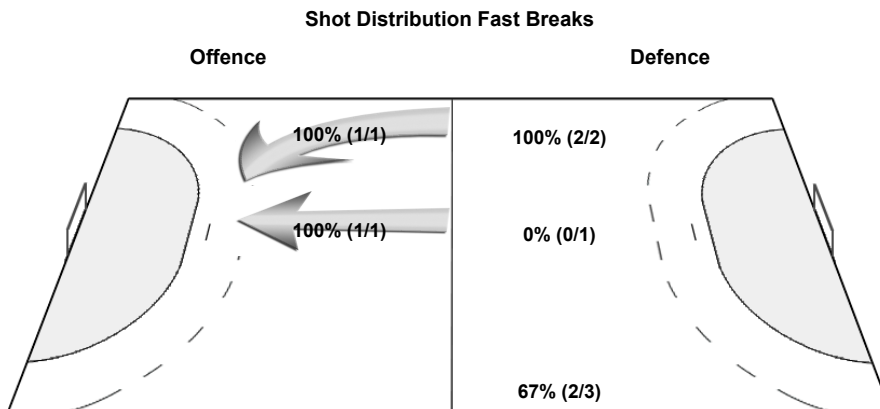
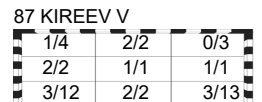
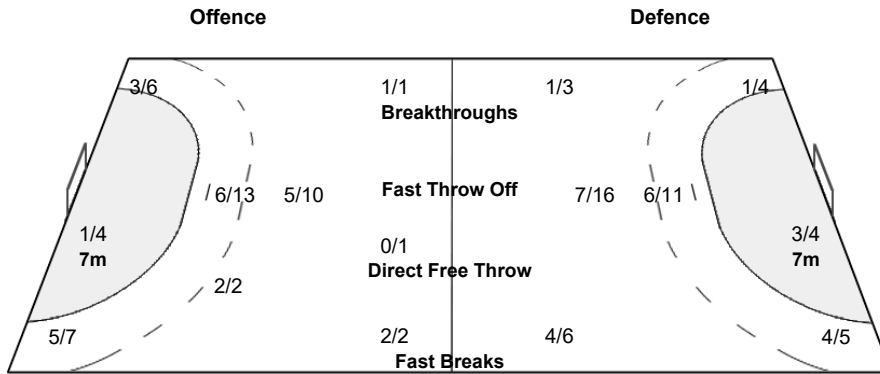
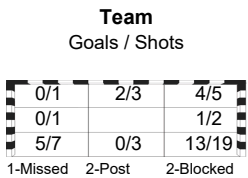
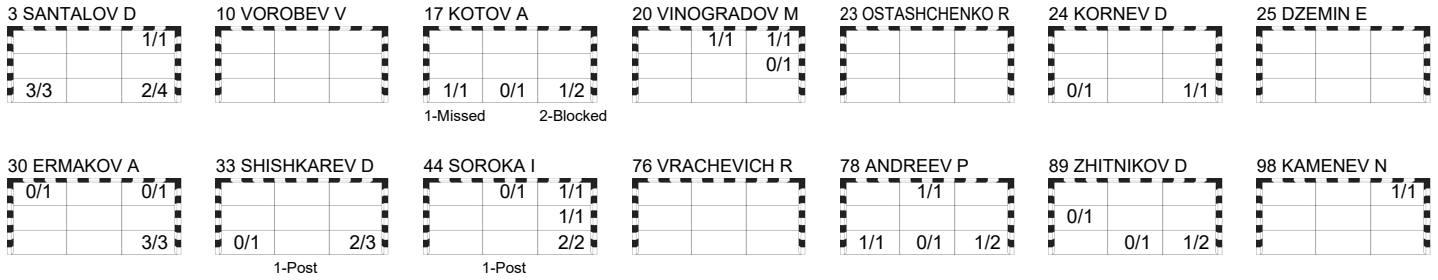
RUS 25 - 26 ESP

(11 - 12) (14 - 14)

Referees: HANSEN Mads (DEN) / MADSEN Jesper (DEN)

RUS - Russia

OverView of Shot Distribution



Match Team Statistics

Match No: 52

RUS 25 - 26 ESP

(11 - 12) (14 - 14)

Referees: HANSEN Mads (DEN) / MADSEN Jesper (DEN)

ESP - Spain Coach: RIBERA ROMANS Jordi

Time outs: 2

No.	Name	Total			All Goals / Shots							Punishments				Offence			Defence			TP		
		Goals	Shots	%	7mP	7m%	6mC	Wing	BT	FB	FTO	9m	YC	RC	2M	2+2	AS	R7	TO/TF	ST	BS		P7	
1	PEREZ de VARGAS MORENO Gonzalo																						21:13	
3	GURBINDO MARTINEZ Eduardo																2					1	1	22:36
4	PECINA TOME Inaki																							21:50
5	MAQUEDA PENO Jorge	4	6	67			0/1		1/1		3/4							1						37:24
6	FERNANDEZ PEREZ Angel	4	4	100			4/4																1	29:10
12	CORRALES RODAL Rodrigo																	1						38:47
14	SOLE SALA Ferran	3	4	75	3/3	100	0/1																	29:55
17	FIGUERAS TREJO Adrian	1	5	20			1/3			0/2										1				20:43
25	CASADO MARCELO Agustin	7	11	64			4/5		0/1	1/1	2/4					7	2	/ 1	1					31:58
27	GARCIA ROBLEDOR Antonio Jesus	1	5	20			1/2				0/3					3	1	3						37:12
28	GOMEZ ABELLO Aleix	2	4	50	0/1	0	1/2		1/1															30:39
29	ARINO BENGOCHEA Aitor	0	1	0			0/1										1					1		36:52
30	GUARDIOLA VILLAPLANA Gedeon	0	1	0			0/1																1	31:46
51	SANCHEZ-MIGALLON NARANJO Miguel																						1	14:11
58	MARQUEZ COLOMA Jose Maria	4	8	50					1/2	1/1	2/5							1						15:44
62	ODRIOZOLA YEREGUI Kauldi																							0:00
Team																			1					
Totals		26	49	53	3/4	75	6/11	5/9	1/3	4/6		7/16						13	3	7 / 1	2	2	4	

No.	Name	Total			All Saves / Shots										
		Saves	Shots	%	7mP	7m%	6mC	Wing	BT	FB	FTO	9m	9m%	NS	NS%
1	PEREZ de VARGAS MORENO Gonzalo	6	13	46	1/1	100	3/4	1/3				1/5	20	4/7	57
12	CORRALES RODAL Rodrigo	10	28	36	1/2	50	4/9	3/9	0/1	0/2		2/5	40	7/19	37
Totals		16	41	39	2/3	67	7/13	4/12	0/1	0/2		3/10	30	11/26	42

Attacks

Team	All		Player Majority		Player Minority		Position Attacks		FB		Ind. FB		Team FB		TO	TO %
	G/Att.	%	G/Att.	%	G/Att.	%	G/Att.	%	G/Att.	%	G/Att.	%	G/Att.	%		
ESP	26/51	51	2/2	100			22/45	49	4/6	67			4/6	67	8	16

Team Shots

	Goals	Saves	Missed	Post	Blocked	Total	%	Prop %
6m Shots	6	4			1	11	55	22
Wing Shots	5	2	2			9	56	18
L R	4 1		2	1 1		5 4	80 25	10 8
9m Shots	7	6	1		2	16	44	33
L C R	7	6	1		2	16	44	0 33 0
7m Penalty Throws	3	1				4	75	8
Fast Breaks	4			2		6	67	12
Breakthroughs	1	2				3	33	6
Totals	26	15	3	2	3	49	53	100

Legend:	
%	Efficiency
9m	9-metre Shots
EG	Empty Goal
L	Left
R	Right
Wing	Wing Shots
2M	2-Minute Suspensions
AS	Assists
FB	Fast Breaks
NS	Near Shots
RC	Red Cards
YC	YC
2+2	2+2 Minute Suspensions
BS	Blocked Shots
FTO	Fast Throw off
P7	Penalty 7-metre Fouls
ST	Steals
6mC	6-metre Centre Shots
BT	Breakthroughs
G/Att.	Goals/Attacks
Prop %	Proportion of Goals
TO/TF	Turnover/Technical Faults
7mP	7-metre Penalty Shots
C	Center
Ind.	Individual
R7	Received 7-metre Fouls
TP	Time Played

Match Team Statistics

Match No: 52

RUS 25 - 26 ESP

(11 - 12) (14 - 14)

Referees: HANSEN Mads (DEN) / MADSEN Jesper (DEN)

ESP - Spain

OverView of Shot Distribution

